


LED



Norms: EN 60598-1, EN 60598-2-1

CE  IP 20   230V/50Hz

PRODUCT DESCRIPTION

Areas of Application: Commercial and Business areas, Public buildings, Offices, Schools, Corridors.

Mounting: Suspended.


Light Source: LED 4000K, CRI>80, 50.000h life.

Control Gear: LED driver, 220-240VAC-50/60Hz.


Materials: Body: Perforated steel sheet.
Acoustic: 30mm acoustic absorption foam.

Surface Finish: Powder coated in white matt (RAL9016).

DOZ - Opal polycarbonate diffuser


LED	UGR	W	Lm	Lm/W	η(%)	HF	DSI	DALI
	≤22	2x22	6000	99	81	905B.222.2J.F4	905B.222.2J.J4	905B.222.2J.E4
	≤22	2x27	7500	103	82	905B.227.2J.F4	905B.227.2J.J4	905B.227.2J.E4

DAM - Microprismatic diffuser

LED	UGR	W	Lm	Lm/W	η(%)	HF	DSI	DALI
	≤19	2x22	6000	104	85	905B.222.6V.F4	905B.222.6V.J4	905B.222.6V.E4
	≤19	2x27	7500	108	86	905B.227.6V.F4	905B.227.6V.J4	905B.227.6V.E4

OPTIONS

Colour temperature



3000K

Order code
3000

Downlights




DYNA Mini LED from pag. 71
DYNA LED from pag. 73
JUKE LED from pag. 46

• Please check other downlights available.

Example code for order: (2x) 9350 (MAIN ACOUSTIC RAFT) + 9901 (INFILL CORNER PANEL) + (2x) 920500 (END CAP) + (2X) 905B.222.6V.E4 (DALI) + 9484 + (2X) 910002 + 940500 + 970000 (OPTIONS)


We reserve the right to make technical changes without prior notice.
Electrical/Optical data are subjected to a tolerance of +/-10%.

Speakers



Please note:
This option can be supplied on request.

Through-wiring cable




1,5 mm2 cable for through-wiring
3 x 1,5 mm2
5 x 1,5 mm2
7 x 1,5 mm2
2,5 mm2 cable for through-wiring
3 x 2,5 mm2
5 x 2,5 mm2
7 x 2,5 mm2

Order code

9480
9481
9482
9483
9484
9485

Light and presence sensor



Please note:
This option can be supplied on request.

Suspension



Suspension Type "I" (x4)

Order code

910002

Current supply cable



1,5 m transparent current cable 0,75 mm2
3 x 0,75 mm2
5 x 0,75 mm2
7 x 0,75 mm2
1,5 m transparent current cable 1,5 mm2
3 x 1,5 mm2
5 x 1,5 mm2

Order code

940400
940500
940600
940300
940000

Caixa de alimentação



Ceiling rose

Order code

970000

Emergency unit



Emergency unit 3 hours
Emergency unit 1 hour

Order code

K3
K1

Bespoke projects

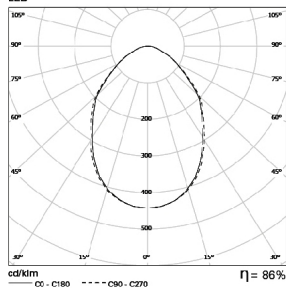


Please note:
This option can be supplied on request.

PHOTOMETRY

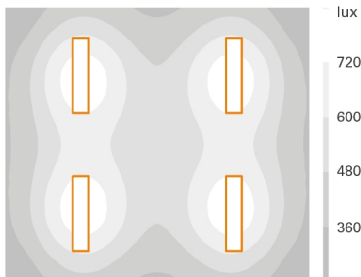
PERFORMANCE

ALPHA LED 2x27W DAM LED



ALPHA LED DAM

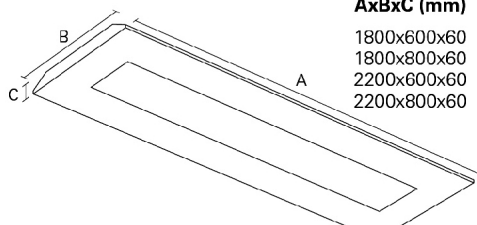
LED: 2 x 27W
SPACING: 6m x 5,4m
CEILING HEIGHT: 3m
MAINTENANCE: 0,8
REFLECTANCE: 20/70/50
WORKING PLANE: 0,8m
ILLUMINANCE: 539 lux



We reserve the right to make technical changes without prior notice.
Electrical/Optical data are subjected to a tolerance of +/-10%.


DIMENSIONS

Main acoustic RAFT

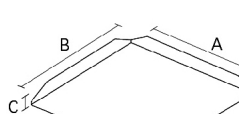
	AxBxC (mm)	ORDER CODE
	1800x600x60	9350
	1800x800x60	9351
	2200x600x60	9352
	2200x800x60	9353

Please note: 30mm acoustic foam included.

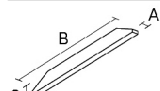
Infill Center Panel

	AxBxC (mm)	ORDER CODE
	400x600x60	9903
	600x600x60	9904
	400x800x60	9905
	600x800x60	9906

Infill Corner Panel

	AxBxC (mm)	ORDER CODE
	600x600x60	9901
	800x800x60	9902

End Cap

	AxBxC (mm)	ORDER CODE
	25x600x61	920500
	25x800x61	920501

TO SPECIFY:

Suspended LED luminaire with integrated acoustic and services. Concealed 30mm thick acoustic foam absorber behind perforated raft. Total luminous flux is 6000/7500lumen, CRI > 80 and LED life time 50.000h. Opal or microprismatic diffuser for light glare control. Optional infill center/corner panel, light/presence sensor, dimmable versions and 1 or 3 hours emergency available – as Roxo Lighting ALPHA LED.

We reserve the right to make technical changes without prior notice. Electrical/Optical data are subjected to a tolerance of +/-10%.