



LED

Norms: EN 60598-1, EN 60598-2-1



PRODUCT DESCRIPTION

Areas of Application: Commercial and Business areas, Public buildings, Housing, Offices, Hotel and Restaurant services, Art and Culture spaces.

Mounting: Surface.

Light Distribution: Direct.

Light Source: LED 4000K, CRI>80, 40.000h life (@L70, B50, Ta 25 C).

Control Gear: COB LED 230V-50/60Hz

Materials: Body: Steel sheet.

Surface Finish: Powder coated.

PB - Polished aluminium reflector | 14 Beam angle

LAMP	W	lm	lm/W	η(%)	AxBxC (mm)	kg	ORDER CODE
LED	10	950	85	89	175x175x160	2,3	90389.L110.0.0014
	20	1900	76	80	175x175x160	2,3	90389.L120.0.0014

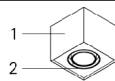
PB - Polished aluminium reflector | 36 Beam angle

LAMP	W	lm	lm/W	η(%)	AxBxC (mm)	kg	ORDER CODE
LED	10	950	79	83	175x175x160	2,3	90389.L110.0.0036
	20	1900	77	81	175x175x160	2,3	90389.L120.0.0036

PB 14 | PB 36
 • DIM version under request.

COLOUR / FINISH

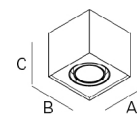
Code	Description
W/B	(1) White / (2) Black
G/B	(1) Grey / (2) Black
B/B	(1) Black / (2) Black



Subtitle:
 (1) Body colour finish
 (2) Gimbal colour finish

• The finish order code is based on two colours, where (1) is the body colour finish and (2) is the gimbal colour finish.

DIMENSIONS



Example code for order: 90389.L110.0.0036 (ORDER CODE) + W/B (COLOUR/FINISH) + 3000 (OPTIONS)

We reserve the right to make technical changes without prior notice.
 Electrical/Optical data are subjected to a tolerance of +/-10%.

OPTIONS

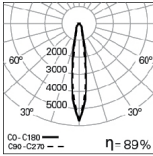
Colour temperature

Order code
3000

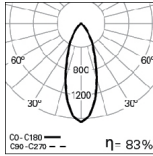
3000K



PHOTOMETRY



**AXIS Sq/C 1 10W
PB 4000K 14°**



**AXIS Sq/C 1 10W
PB 4000K 36°**

TO SPECIFY:

Single square LED surface spotlight. Equipped with the latest LED technology and PB high performance aluminum reflectors with excellent reflection properties, beam angles of 14° or 36°. Multifunctional spotlight for precise and adjustable accent lighting. Standard total luminous flux of 950 or 1900 lm, 4000K, CRI>80 and 40.000h lifetime (@L70, B50, Ta 25 C) and passive cooling of the LED through improved heat sink. Spotlight can be adjusted in any direction through the gimbal system that tilts 25°. Optional 3000K. - as Indelague AXIS Sq /C 1

We reserve the right to make technical changes without prior notice.
Electrical/Optical data are subjected to a tolerance of +/-10%.