



**LED**

Norms: EN 60598-1, EN 60598-2-1, EN 60598-2-2



### PRODUCT DESCRIPTION

**Areas of Application:** Industrial areas, commercial areas.

**Mounting:** Surface/Suspended/Recessed.

**Light Distribution:** Direct.

**Light Source:** LED 4000K, CRI>80, 50.000h life (@L80, B10, Ta 25 C).

**Optical System:** Diffuser: 3mm polycarbonate.


**Control Gear:** LED driver, 220-240VAC-50/60Hz.

**Wiring:** Pre-wired with 1m long H05VV-F cable.

**Materials:** Body: Steel sheet.  
Frame: Extruded aluminium.

**Surface Finish:** Powder coated in white matt.


#### Spot Beam

	LAMP	W	lm	lm/W	η(%)	AxBxC (mm)	K1	K3	kg	HF	DALI
	LED	218	29408	123	91	1250x470x82	•	•	14,1	9V6W.218.8S.F4	9V6W.218.8S.E4


#### Narrow Beam

	LAMP	W	lm	lm/W	η(%)	AxBxC (mm)	K1	K3	kg	HF	DALI
	LED	88	11028	115	92	676x365x82	•	•	6,7	9V6W.088.8P.F4	9V6W.088.8P.E4
		165	22056	123	92	1250x365x82	•	•	11,4	9V6W.165.8P.F4	9V6W.165.8P.E4
		218	29408	124	92	1250x470x82	•	•	14,1	9V6W.218.8P.F4	9V6W.218.8P.E4

#### Medium Beam

	LAMP	W	lm	lm/W	η(%)	AxBxC (mm)	K1	K3	kg	HF	DALI
	LED	88	11028	115	92	676x365x82	•	•	6,7	9V6W.088.8Q.F4	9V6W.088.8Q.E4
		165	22056	122	91	1250x365x82	•	•	11,4	9V6W.165.8Q.F4	9V6W.165.8Q.E4
		218	29408	124	92	1250x470x82	•	•	14,1	9V6W.218.8Q.F4	9V6W.218.8Q.E4

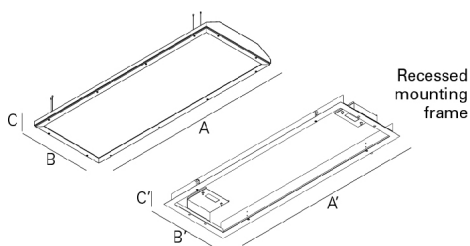
#### Wide Beam

	LAMP	W	lm	lm/W	η(%)	AxBxC (mm)	K1	K3	kg	HF	DALI
	LED	88	11028	115	92	676x365x82	•	•	6,7	9V6W.088.8R.F4	9V6W.088.8R.E4
		165	22056	124	93	1250x365x82	•	•	11,4	9V6W.165.8R.F4	9V6W.165.8R.E4
		218	29408	121	90	1250x470x82	•	•	14,1	9V6W.218.8R.F4	9V6W.218.8R.E4


Example code for order: 9V6W.218.8R.E4 (DALI) + 3000 + (2x) 966400 + 955000 + 925704 +K3 (OPTIONS)

We reserve the right to make technical changes without prior notice.  
Electrical/Optical data are subjected to a tolerance of +/-10%.

### DIMENSIONS




#### Recessed mounting frame

AxBxC (mm)	A'xB'C' (mm)	
676x365x82	755x445x92	725x412
1250x365x82	1330x445x92	1300x412
1250x470x82	1330x550x92	1300x518

### OPTIONS


#### Colour temperature



3000K

Order code  
**3000**

#### Light and presence sensor



Option supplied under request.

#### Connector kit



Kit 3-pole IP68 connector  
Kit 5-pole IP68 connector

Order code  
**966300**  
**966400**

#### Safety cable



Steel safety cable

Order code  
**955000**

#### Ceiling mounting



Ceiling mounting kit

• Two accessories, includes screws.

Order code  
**925701**

#### Ceiling adjustable mounting



Ceiling adjustable mounting kit

• Two accessories, includes screws.

Order code  
**925700**

#### Suspension



Pigtail bracket kit (x4)  
Anchor bracket kit (x4)  
Wire bracket kit (x2)

Order code  
**911200**  
**911202**  
**911203**

#### Recessed mounting frame



Recessed mounting frame kit  
676x365mm version  
1250x365mm version  
1250x470mm version

• According to EN 60598-2-2.

Order code  
**925702**  
**925703**  
**925704**

We reserve the right to make technical changes without prior notice.  
Electrical/Optical data are subjected to a tolerance of +/-10%.

### Emergency unit

Order code

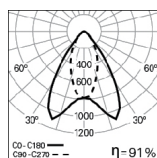


Emergency unit 3 hours  
Emergency unit 1 hour

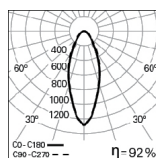
**K3**  
**K1**

- Test function by telecommand signal.

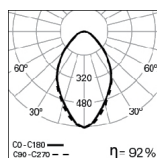
### PHOTOMETRY



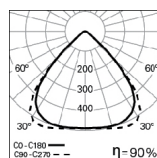
**CAB LED 218W**  
**Shelf 4000K**



**CAB LED 218W**  
**Narrow 4000K**

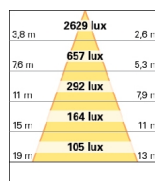


**CAB LED 218W**  
**Medium 4000K**



**CAB LED 218W**  
**Wide 4000K**

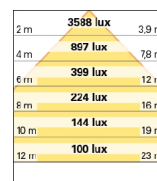
### PERFORMANCE



**CAB LED 218W**  
**Narrow 4000K**



**CAB LED 218W**  
**Medium 4000K**



**CAB LED 218W**  
**Wide 4000K**

### TO SPECIFY:

High Bay LED luminaire, IP65, for installation up to 18m. Extruded aluminum frame with transparent polycarbonate diffuser and polyurethane foam gasket. Available with multiple beam angles (shelf, narrow, medium and wide). Standard version with LED 4000K, CRI> 80 and 50.000h lifetime (@ L80, B10, Ta 25 C). Pre-equipped with 1m H05VV-F cable. Optional DALI dimmable driver, 3000K, recessed, surface, surface adjustable or suspended kit, connectors, light and presence sensor and 1 or 3 hours emergency unit. - as Roxo Lighting CAB LED

We reserve the right to make technical changes without prior notice. Electrical/Optical data are subjected to a tolerance of +/-10%.