



LED



Norms: EN 60598-1, EN 60598-2-1

CE IP 20 $d_{0.5m}E$ 230V/50Hz

PRODUCT DESCRIPTION

Areas of Application: Commercial and Business areas, Public buildings, Housing, Offices, Hotel and Restaurant services, Art and Culture spaces.

Mounting: Surface.

Light Distribution: Direct.

Light Source: LED 4000K, CRI>80, 60.000h life (@L70, B10, Ta 25 C).

Control Gear: LED driver, 220-240VAC-50/60Hz.

Materials: Body: Spun aluminium.
Bezel: Die cast aluminium.

Surface Finish: Powder coated.

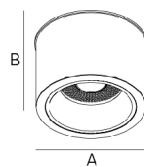
PM - Satin aluminium reflector | 80 Beam angle

	LAMP	UGR	W	lm	lm/W	η (%)	AxB (mm)	kg	HF	DALI
	LED	≤ 16	10	1150	113	98	Ø242x170	2,5	90141.L108.E	90141.L108.H
		≤ 19	18	2091	115	99	Ø242x170	2,5	90141.L115.E	90141.L115.H
		≤ 22	28	3070	109	99	Ø242x170	2,5	90141.L125.E	90141.L125.H

COLOUR / FINISH


Code	Description
W	White
G	Grey
B	Black

DIMENSIONS



OPTIONS

Colour temperature



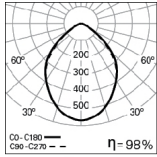
3000K

Order code
3000

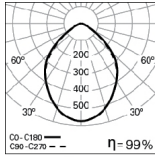
Example code for order: 90141.L108.H (DALI) + W (COLOUR/FINISH) + 3000 (OPTIONS)

We reserve the right to make technical changes without prior notice.
Electrical/Optical data are subjected to a tolerance of +/-10%.

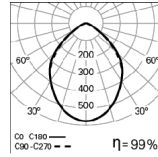
PHOTOMETRY



CROLL LED 10W
PM 4000K 80°



CROLL LED 18W
PM 4000K 80°



CROLL LED 28W
PM 4000K 80°

TO SPECIFY:

Circular LED surface mounted downlight. Aluminium body, die cast aluminium trim and high performance aluminum reflector. Standard total luminous flux of 1150, 2091, 3070 lm, 4000K, CRI>80 and 60.000h lifetime (@L70, B10, Ta 25 C) and passive cooling of the LED through improved heat sink. Optional DALI dimmable driver and 3000K. - as Indelague CROLL LED

We reserve the right to make technical changes without prior notice.
Electrical/Optical data are subjected to a tolerance of +/-10%.