



Norms: EN 60598-1, EN 60598-2-2



PRODUCT DESCRIPTION

Areas of Application:	Commercial and Business areas, Public buildings, Housing, Offices, Hotel and Restaurant services, Art and Culture spaces.
Mounting:	Ceiling recessed.
Light Distribution:	Direct.
Light Source:	LED 4000k, CRI >80, 50.000h life.
Control Gear:	LED driver, 220-240VAC-50/60Hz.
Surface Finish:	Powder coated.

PM - Satin aluminium reflector | 90 Beam angle

LED	UGR	W	Lm	mA	V	Lm/W	η(%)	AxB (mm)	Φ	Kg	HF	DSI	DALI
	≤19	12	1500	350	33	93	90	Ø174x155	Ø155	1,5	90183.L112.E	90183.L112.G	90183.L112.H
	≤22	25	2500	700	35	83	95	Ø174x155	Ø155	1,5	90183.L125.E	90183.L125.G	90183.L125.H
	≤22	35	3300	900	36	80	87	Ø174x155	Ø155	1,5	90183.L135.E	90183.L135.G	90183.L135.H

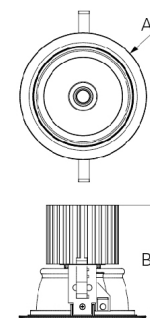
COLOUR / FINISH

Code	Description
W	Matt white (RAL 9016)
B	Black (RAL 9005)
G	Grey (RAL 9006)


OPTIONS

Code	Description
3000	Colour temperature 3000K.
--	Emergency unit 3 hours.

DIMENSIONS



DETAILS



Front view



Downlight detail



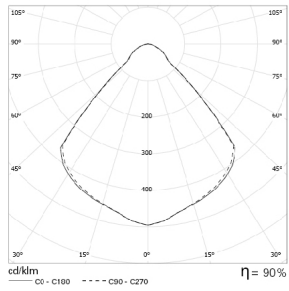
Driver detail

Example code for order: 90183.L135.H (DALI) + W (COLOUR/FINISH) + 3000 (OPTIONS)

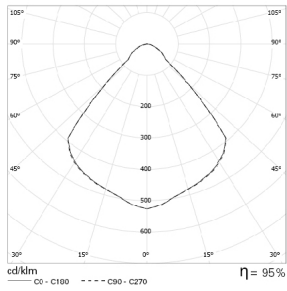
We reserve the right to make technical changes without prior notice.

PHOTOMETRY

DYNA MINI LED 12W PM
LED



DYNA MINI LED 25W PM
LED



TO SPECIFY:

Recessed LED round downlight with die cast aluminium bezel and aluminium reflector. Integral 1500/2500/3300 lumen light engine. Optional 3000K. For ceiling thicknesses of 1-20mm – as Roxo Lighting DYNA Mini LED.