

MADE IN  
**PORTUGAL**  
by INDELAGUE GROUP

EN



# ECP range

INDELAGUE GROUP

**INDELAGUE**<sup>™</sup> | ROXO lighting  
HIGH TECH | LIGHTING SOLUTIONS

# ECP range

In indoor parking places, warehouses, basements, etc... a good lighting solution is key to avoid accidents involving either vehicles or pedestrians. The light levels should also be high enough to allow easy visualisation of a parked vehicle and give easy facial recognition to help pedestrians feel secure. With most parking facilities operating 24/7, a sustainable and energy efficient product is an essential key to help reduce carbon emissions and reduce costs.

Our products are tough and durable both indoors and outdoors applications, with additional lighting control features that provide better energy saving solutions.

**Areas of Application:** Commercial areas, warehouses, garages, basements, corridors.

## Details



LED's detail



Fixing system detail

## Optic System



DC0 - Polycarbonate diffuser



## ECP LED

Waterproof IP65 luminaire

- Injected polycarbonate body and natural silicone gasket.
- Equipped with stainless steel clips.
- Optional:**
- Dimmable control gear (DALI).
- Light and presence sensor.
- 1 or 3 hours emergency. \*

\* 1x11/2x11W emergency not available.

## ECP LED

W	Lm	LOR	Lm/W	DIMENSIONS
1x11	1500	92%	103	665x100x90 (mm)
1x22	3000	93%	101	1270x100x90 (mm)
1x27	3750	91%	107	1570x100x90 (mm)
2x11	3000	90%	104	665x140x90 (mm)
2x22	6000	90%	101	1270x140x90 (mm)
2x27	7500	87%	102	1570x140x90 (mm)

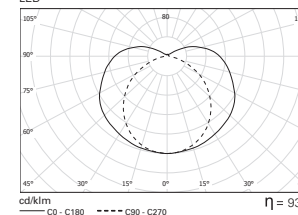
Colour rendering index CRI >80

Colour consistency 3-step MacAdams (SDCM)

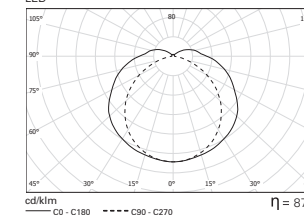
50.000 h lifetime (L80)

## PHOTOMETRY

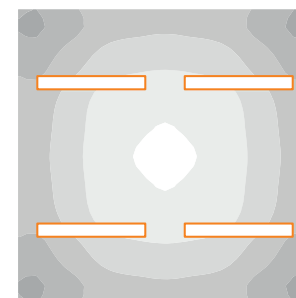
ECP LED 1x22W DC0 LED



ECP LED 2x27W DC0 LED



## PERFORMANCE



lux **ECP LED 2x22W DC0**

720 LED: 2 x 22W (LED)  
SPACING: 3,50m x 3,50m  
CEILING HEIGHT: 3,2m  
MAINTENANCE: 0,8  
REFLECTANCE: 20/70/50  
WORKING PLACE: 0,8m  
ILLUMINANCE: 613 lux

660  
600  
540  
480



## ECP

Waterproof IP65 luminaire

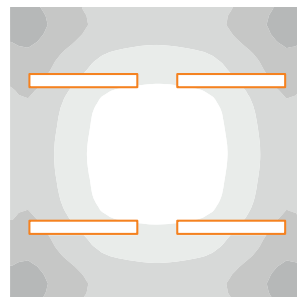
- T5 lamp version.
- Injected polycarbonate body and natural silicone gasket.
- Different powers available.
- Up to 88% LOR.
- Up to 75 Lm/W.
- Equipped with stainless steel clips.

### Optional:

- Dimmable control gear (DALI).
- Light and presence sensor.
- 1 or 3 hours emergency. \*

\* 1x14/24W and 2x14/24W emergency not available.

### PERFORMANCE



lux

#### ECP 2x28W DC0

LAMPS: 2 x 28W (T5)  
 SPACING: 3,50m x 3,50m  
 CEILING HEIGHT: 3,2m  
 MAINTENANCE: 0,8  
 REFLECTANCE: 20/70/50  
 WORKING PLACE: 0,8m  
 ILLUMINANCE: 490 lux

550  
500  
450  
400





INDELAGUE GROUP

**INDELAGUE**<sup>™</sup>

HIGH TECH | LIGHTING SOLUTIONS

ROXO lighting

**HEADQUARTERS**

INDÚSTRIA ELÉTRICA DE ÁGUEDA S.A.  
Rua da Mina 465 | Covão  
Zona industrial EN1 Norte  
Apartado 106 / 3754-909  
3750-792 Trofa  
ÁGUEDA | PORTUGAL  
GPS. 40° 36' 00.54" N | 8° 27' 11.76" W  
T. +351 234 612 310 | F. +351 234 624 058  
WWW.INDELAGUE.COM

**UNITED KINGDOM**

ROXO LIGHTING LIMITED  
24 BEDFORD ROW  
LONDON | WC1R 4TQ  
roxo.london@roxolighting.com  
WWW.ROXOLIGHTING.COM

**SPAIN**

INDELAGUE ESPAÑA, S.L.  
Avenida del Ejército, nº 8 - 1º C  
C.P. 15006 | A CORUÑA | ESPAÑA  
comercial@indelague.com  
WWW.INDELAGUE.COM



The company reserves the right to change specification without prior notification or public announcement.