



LED



Norms: EN 60598-1, EN 60598-2-1



IP 65

IK 08

650°C

230V/50Hz

PRODUCT DESCRIPTION

Areas of Application: Storehouses, Industrial areas, Corridors, Garages, Basements.

Mounting: Surface/Wall Mounted.

Light Distribution: Direct.

Light Source: LED 4000K, CRI>80, 50.000h life (@L80, B10, Ta 25 C).

Control Gear: LED driver, 220-240VAC-50/60Hz.

Materials: Body: Injected polycarbonate and natural silicone gasket.

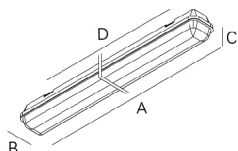
Surface Finish: White matt powder coated gear tray.

Fixing system: Stainless steel fixing brackets and clips.

DC0 - Polycarbonate diffuser


LAMP	W	Lm	Lm/W	η(%)	AxBxC (mm)	D (mm)	K1	K3	Kg	HF	DALI
LED	15	1800	107	89	665x100x90	455	-	-	1,2	9045.113.12.F4	9045.113.12.E4
	29	3600	113	91	1270x100x90	920	•	•	2,0	9045.125.12.F4	9045.125.12.E4
	36	4520	113	90	1570x100x90	965	•	•	2,4	9045.131.12.F4	9045.131.12.E4
	29	3600	110	89	665x140x90	455	-	-	1,6	9045.213.12.F4	9045.213.12.E4
	51	7200	124	88	1270x140x90	920	•	•	2,7	9045.225.12.F4	9045.225.12.E4
	66	9040	125	91	1570x140x90	965	•	•	3,2	9045.231.12.F4	9045.231.12.E4

DIMENSIONS



OPTIONS

Colour temperature



3000K

Order code
3000

Light and presence sensor



Light and presence sensor

Order code
PIR

Example code for order: 9045.231.12.E4 (DALI) + 3000 + PIR (OPTIONS)

We reserve the right to make technical changes without prior notice.
Electrical/Optical data are subjected to a tolerance of +/-10%.

Connector kit

Order code

966100
966200

KIT 3-pole IP68 connector
KIT 5-pole IP68 connector



Emergency unit

Order code

K3
K1

Emergency unit 3 hours
Emergency unit 1 hour



• Includes test function by Telecommand signal.

DETAILS



Gear tray detail

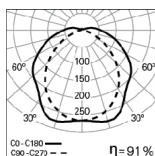


Stainless steel clips

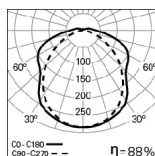


Stainless steel fixing brackets for ceiling mounted or suspended versions

PHOTOMETRY



ECP EVO LED 29W
(1270x100mm) DC0 4000K



ECP EVO LED 51W
DC0 4000K

TO SPECIFY:

Waterproof LED luminaire with IP65 and injected polycarbonate body with natural silicone gasket. Polycarbonate diffuser with stainless steel clips and fixing brackets. Integral LED driver and total luminous flux of 1585/3170/3963/6340/7926lm. Optional dimmable versions and 1 or 3 hours emergency available - as Roxo Lighting ECP EVO LED.