



LED



Norms: EN 60598-1, EN 60598-2-1

CE IP65 IK08 650°C 230V/50Hz

PRODUCT DESCRIPTION

Areas of Application: Storehouses, Industrial areas, Corridors, Garages, Basements.

Mounting: Surface/Wall Mounted.

Light Distribution: Direct.

Light Source: LED 4000K, CRI>80, 50.000h life.

Control Gear: LED driver, 220-240VAC-50/60Hz.

Materials: Body: Injected polycarbonate and natural silicone gasket.

Surface Finish: Gear tray powder coated in white matt (RAL9016).

Fixing system: Equipped with stainless steel fixing brackets and clips.

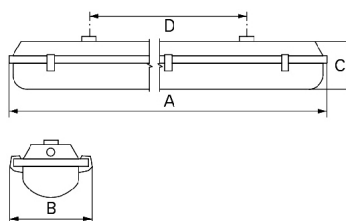
DC0 - Polycarbonate diffuser

LED	W	Lm	Lm/W	η(%)	AxBxC (mm)	D (mm)	K1	K3	Kg	HF	DALI
	1x11	1500	103	92	665x100x90	455	-	-	1,5	9045.111.12.F4	9045.111.12.E4
	1x22	3000	101	93	1270x100x90	920	•	•	2,5	9045.122.12.F4	9045.122.12.E4
	1x27	3750	107	91	1570x100x90	965	•	•	3,1	9045.127.12.F4	9045.127.12.E4
	2x11	3000	104	90	665x140x90	455	-	-	2,1	9045.211.12.F4	9045.211.12.E4
	2x22	6000	101	90	1270x140x90	920	•	•	3,6	9045.222.12.F4	9045.222.12.E4
	2x27	7500	102	87	1570x140x90	965	•	•	4,4	9045.227.12.F4	9045.227.12.E4

OPTIONS

Code	Description
3000	Colour temperature 3000K.
PIR	Light and presence sensor.
CRET	IP65 connector.
K3	Emergency unit 3 hours.
K1	Emergency unit 1 hour.

DIMENSIONS



DETAILS



LED detail.



Stainless steel clips.



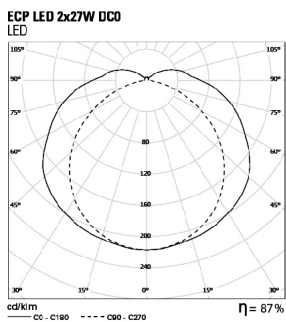
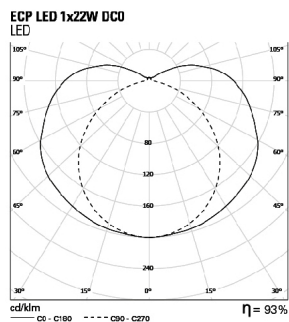
Stainless steel fixing brackets for ceiling mounted or suspended versions.

Example code for order: 9045.122.12.E4 (DALI) + 3000 + PIR (OPTIONS)

We reserve the right to make technical changes without prior notice. Electrical/Optical data are subjected to a tolerance of +/-10%.


PHOTOMETRY

PERFORMANCE



ECP LED DC0

LED: 1 x 22W
SPACING: 23,5m x 8,0m
CEILING HEIGHT: 2,8m
MAINTENANCE: 0,8
REFLECTANCE: 20/70/50
WORKING PLANE: 0,0m
ILLUMINANCE: 78 lux



TO SPECIFY:

Waterproof LED luminaire with IP65 and injected polycarbonate body with natural silicone gasket. Polycarbonate diffuser with stainless steel clips and fixing brackets. Integral LED driver and total luminous flux of 1500/3000/3750/6000/7500lm. Optional dimmable versions and 1 or 3 hours emergency available - as Indelague ECP LED.

We reserve the right to make technical changes without prior notice.
Electrical/Optical data are subjected to a tolerance of +/-10%.