



LED

Norms: EN 60598-1, EN 60598-2-1



PRODUCT DESCRIPTION

Areas of Application: Commercial and Business areas, Public buildings, Housing, Offices, Art and Culture spaces.

Mounting: Suspended.

Light Distribution: Direct / Indirect.


Light Source: LED 4000K, CRI>80, 65.000h life time (@L80, B10, Ta 25 C)

Control Gear: LED driver, 220-240VAC-50/60Hz.


Materials: Body: Steel sheet.

Surface Finish: Powder coated in white matt.

DAM - Microprismatic diffuser | 60% (Direct) + 40% (Indirect)

	LAMP	UGR	W	lm	lm/W	η(%)	AxBxC (mm)	K1	K3	kg	HF	DALI
	LED	≤16	39	4748	103	85	1250x250x75	•	•	7,0	9W7M.026.6V.F4	9W7M.026.6V.E4
		≤19	69	9176	113	85	1250x250x75	•	•	7,5	9W7M.047.6V.F4	9W7M.047.6V.E4
		≤19	46	5935	111	86	1530x250x75	•	•	8,5	9W7M.031.6V.F4	9W7M.031.6V.E4
		≤19	83	11470	117	85	1530x250x75	•	•	9,0	9W7M.057.6V.F4	9W7M.057.6V.E4

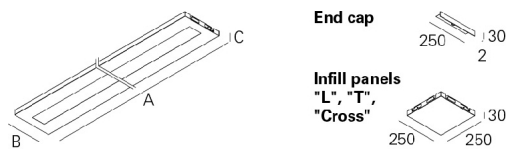
DOZ - Opal polycarbonate diffuser | 60% (Direct) + 40% (Indirect)

	LAMP	UGR	W	lm	lm/W	η(%)	AxBxC (mm)	K1	K3	Kg	HF	DALI
	LED	≤19	39	4748	102	84	1250x250x75	•	•	7,0	9W7M.026.2J.F4	9W7M.026.2J.E4
		≤22	69	9176	110	83	1250x250x75	•	•	7,5	9W7M.047.2J.F4	9W7M.047.2J.E4
		≤22	46	5935	108	84	1530x250x75	•	•	8,5	9W7M.031.2J.F4	9W7M.031.2J.E4
		≤22	83	11470	115	83	1530x250x75	•	•	9,0	9W7M.057.2J.F4	9W7M.057.2J.E4

Please note:

- To complete the product add suspension, current supply cable and ceiling rose. Please order separately.
- To complete a line, start kit will be necessary. Please order separately.
- Dimensions without end caps, please add 4mm to complete the line.

DIMENSIONS



Example code for order: (3x) 9W7M.057.2J.E4 (DALI) + 3000 + 922100 + (2x) 9457 + (2x) 965100 + (2x) 931500 + 971700 + 940000 + (3x) 910002 (OPTIONS)

We reserve the right to make technical changes without prior notice. Electrical/Optical data are subjected to a tolerance of +/-10%.

OPTIONS

Colour temperature



3000K
Tunable white

Order code
3000
T000

Start Kit




Start Kit - Start / End

• Two end caps, includes screws.

Order code
922100

Through-wiring




1,5mm² through-wiring
3 x 1,5 mm²
5 x 1,5 mm²
7 x 1,5 mm²
9 x 1,5 mm²
2,5mm² through-wiring
3 x 2,5 mm²
5 x 2,5 mm²
7 x 2,5 mm²
9 x 2,5 mm²

Order code

9456
9457
9460
9486
9458
9459
9461
9487

Light and presence sensor



Option supplied under request.

Connectors



KIT 3-pole Mini Wieland GST15i3 (male and female) **965000**
Connector 3-pole Mini Wieland GST15i3 male **965001**
Connector 3-pole Mini Wieland GST15i3 female **965002**
KIT 5-pole Mini Wieland GST15i5 DIM (male and female) **965100**
Connector 5-pole Mini Wieland GST15i5 DIM male **965101**
Connector 5-pole Mini Wieland GST15i5 DIM female **965102**

Order code

Current supply cable



1,5m transparent cable 0,75mm²
3 x 0,75 mm²
5 x 0,75 mm²
1,5m transparent cable 1,5mm²
3 x 1,5 mm²
5 x 1,5 mm²
7 x 1,5 mm²
9 x 1,5 mm²

Order code

940400
940500
940300
940000
940100
941200

Body connector Kit



Body connector Kit

• Galvanised connector, includes screws.

Order code

931500

Infill panels



Infill panel "L"
Infill panel "T"
Infill panel "Cross"

Order code

992200
992201
992203

Ceiling rose




Square ceiling rose
Surface mounted
Recessed

Order code

971700
971400

Suspension



Suspension type "I" (x4)

Order code

910002

We reserve the right to make technical changes without prior notice.
Electrical/Optical data are subjected to a tolerance of +/-10%.

Emergency unit

Order code

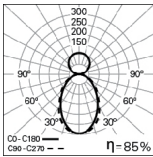


Emergency unit 3 hours
Emergency unit 1 hour

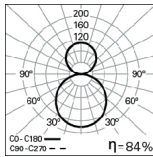
K3
K1

- Test function by telecommand signal.

PHOTOMETRY



**HERMES D/I Line 69W
DAM 4000K**



**HERMES D/I Line 69W
DOZ 4000K**

TO SPECIFY:

Suspended direct/indirect LED luminaire for continuous line. Available in 2 sizes (1250/1530x250mm) with opal or microprismatic diffuser for light glare control $UGR < 19$, according to EN 12464-1. Standard version with 4000K, $CRI > 80$ and 65.000h lifetime (@ L80, B10, Ta 25 C). Optional DALI dimmable driver, 3000K, suspension, transparent current supply cable, ceiling rose, light and presence sensor and 1 or 3 hours emergency unit. - as Indelague HERMES D/I Line

We reserve the right to make technical changes without prior notice.
Electrical/Optical data are subjected to a tolerance of +/-10%.