

Norms: EN 60598-1, EN 60598-2-2



#### PRODUCT DESCRIPTION

**Areas of Application:** Commercial and Business areas, Public buildings, Housing, Offices, Hotel and Restaurant services, Art and Culture spaces.

**Mounting:** Ceiling recessed.


**Light Distribution:** Direct.

**Light Source:** LED or Halogen lamp (GU10 or GU5.3).

**Control Gear:** Not included.

**Materials:** Body: Steel sheet.

**Surface Finish:** Powder coated.



LAMP*		W	BEAM	AxBxC (mm)		Kg	ORDER CODE
LED	GU10	4/5,5	40/25	160x90x105	150x75	0,5	90119.K200.0
LED 12V	GU5.3	7/10	24/36	160x90x105	150x75	0,5	90119.C200.A
HAL	GU10	max.50	20-40/25-50	160x90x105	150x75	0,5	90119.K200.0
HAL 12V	GU5.3	max.50	24/60	160x90x105	150x75	0,5	90119.C200.A

Please note: Lamp height should not exceed 60 mm.

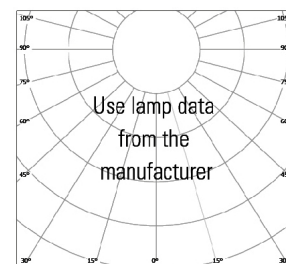
#### COLOUR / FINISH

Code	Description
W	White (RAL 9016) **
B	Black (RAL 9005) **
G	Grey (RAL 9006) **

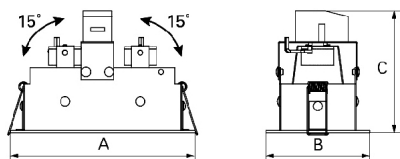
#### OPTIONS

Code	Description
9655	12V transformer.
--	Emergency unit 3 hours.
--	Lamps as optional.

#### PHOTOMETRY



#### DIMENSIONS



#### TO SPECIFY:

Recessed twin adjustable rectangular spotlight for double LED or Halogen lamp (GU10 or GU5.3). For ceiling thicknesses of 1-20mm - as Indelague JAAZ Duo.

\* Lamp not included. | \*\* Changes applicable only to bezel  
Example code for order: 90119.C200.A (ORDER CODE) + W (COLOUR/FINISH) + (x2) 9655 (OPTIONS)

We reserve the right to make technical changes without prior notice.  
Electrical/Optical data are subjected to a tolerance of +/-10%.