

Norms: EN 60598-1, EN 60598-2-2



PRODUCT DESCRIPTION

Areas of Application: Commercial and Business areas, Public buildings, Housing, Offices, Hotel and Restaurant services, Art and Culture spaces.

Mounting: Ceiling recessed.


Light Distribution: Direct.

Light Source: LED or Halogen lamp (GU10 or GU5.3).

Control Gear: Not included.

Materials: Body: Steel sheet.

Surface Finish: Powder coated.



LAMP*		W	BEAM ↙	AxBxC (mm)		Kg	ORDER CODE
LED	GU10	4/5,5	40/25	90x90x100	80x75	0.25	90006.K100.0
LED 12V	GU5.3	7/10	24/36	90x90x100	80x75	0.25	90006.C100.A
HAL	GU10	max. 50	20-40/25-50	90x90x100	80x75	0.25	90006.K100.0
HAL 12V	GU5.3	max. 50	24/60	90x90x100	80x75	0.25	90006.C100.A

Please note: Lamp height should not exceed 60 mm.

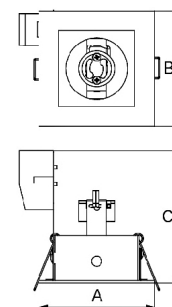
COLOUR / FINISH

Code	Description
W	White (RAL 9016) **
B	Black (RAL 9005) **
G	Grey (RAL 9006) **

OPTIONS

Code	Description
9655	12V transformer.
--	Emergency unit 3 hours.
--	Lamps as optional.

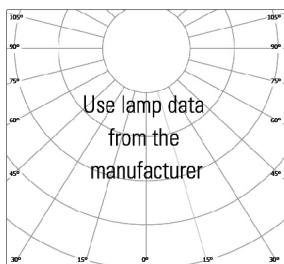
DIMENSIONS



* Lamp not included. | ** Changes applicable only to bezel
Example code for order: 90006.C100.A (ORDER CODE) + W (COLOUR/FINISH) + 9655 (OPTIONS)

We reserve the right to make technical changes without prior notice.
Electrical/Optical data are subjected to a tolerance of +/-10%.

PHOTOMETRY



TO SPECIFY:
Recessed adjustable square spotlight for LED or Halogen lamp (GU10 or GU5.3). For ceiling thicknesses of 1-20mm - as Indelague JAAZ.

We reserve the right to make technical changes without prior notice.
Electrical/Optical data are subjected to a tolerance of +/-10%.