



Norms: EN 60598-1, EN 60598-2-2



PRODUCT DESCRIPTION

Areas of Application: Commercial and Business areas, Public buildings, Housing, Offices, Hotel and Restaurant services, Art and Culture spaces.

Mounting: Ceiling recessed.

Light Distribution: Direct.

Light Source: TC-DEL (G24q-2/G24q-3) lamp or TC-TEL (GX24q-3) lamp.

Optical System: Diffuser: Transparent tempered glass.

Control Gear: Electronic equipment 220-240VAC-50/60Hz.

Materials: Body: Steel sheet.

Surface Finish: Powder coated.

PB - Polished aluminium reflector | 80° Beam angle

LAMP*	UGR		W	η(%)	AxBxC (mm)		Kg	HF	DSI	DALI
TC-DEL	≤22	G24q-2	1x18	70	225x225x110	207x207	1,34	90118.E118.A	90118.E118.C	90118.E118.D
	≤22	G24q-3	1x26	64	225x225x110	207x207	1,34	90118.F126.A	90118.F126.C	90118.F126.D
	≤22	G24q-2	2x18	61	225x225x110	207x207	1,39	90118.E218.A	90118.E218.C	90118.E218.D
	≤22	G24q-3	2x26	45	225x225x110	207x207	1,39	90118.F226.A	90118.F226.C	90118.F226.D
TC-TEL	≤22	GX24q-3	1x26	64	225x225x110	207x207	1,34	90118.I126.A	90118.I126.C	90118.I126.D
	≤22	GX24q-3	1x32	59	225x225x110	207x207	1,34	90118.I132.A	90118.I132.C	90118.I132.D
	≤25	GX24q-3	2x26	58	225x225x110	207x207	1,39	90118.I226.A	90118.I226.C	90118.I226.D
	≤22	GX24q-3	2x32	45	225x225x110	207x207	1,39	90118.I232.A	90118.I232.C	90118.I232.D


COLOUR / FINISH

Code	Description
W	White (RAL 9016)
B	Black (RAL 9005)
G	Grey (RAL 9006)

OPTIONS

Code	Description
003	Opal glass.
K3	Emergency unit 3 hours.
K1	Emergency unit 1 hour.
--	Lamps as optional.

DETAILS



Easy to change lamps

* Lamp not included.

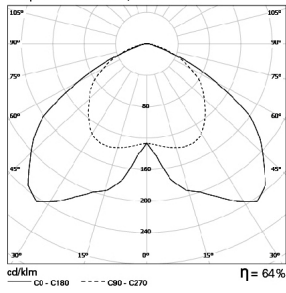
Example code for order: 90118.F226.D (DALI) + W (COLOUR/FINISH) + 003 + K3 (OPTIONS)

We reserve the right to make technical changes without prior notice. Electrical/Optical data are subjected to a tolerance of +/-10%.

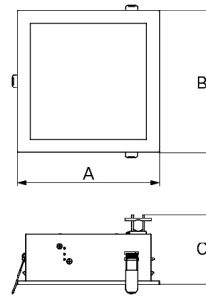
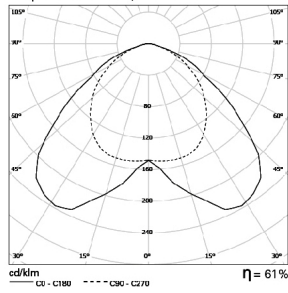
PHOTOMETRY

DIMENSIONS

JUKE /G 1x26W PB
Lamp. 1 x TC-TEL 26W/840



JUKE /G 2x18W PB
Lamp. 2 x TC-DEL 18W/840



TO SPECIFY:

Recessed IP54 single/twin lamp 18/26W TC-DEL or 26/32W TC-TEL compact fluorescent downlight, with steel sheet body and aluminium reflector. Optional opal 4mm tempered glass and 1 or 3 hours emergency available. For ceiling thicknesses of 1-25mm – as Indelague JUKE /G.

We reserve the right to make technical changes without prior notice.
Electrical/Optical data are subjected to a tolerance of +/-10%.