

Norms: EN 60598-1, EN 60598-2-2



PRODUCT DESCRIPTION

Areas of Application: Commercial and Business areas, Public buildings, Offices, Schools, Corridors.

Mounting: Ceiling recessed.

Light Distribution: Direct.

Light Source: T5(G5) lamp.

Control Gear: Electronic equipment, 220-240VAC-50/60Hz.

Materials: Body: Steel sheet.

Surface Finish: Powder coated in white matt (RAL9016).



PB - Polished double parabolic louvre

	LAMP*	UGR	W	Lm/W	η(%)	AxBxC (mm)	f	Kg	HF	DSI	DALI
	T5	≤19	1x28	74	79	1195x105x78	1178x93	2,6	9A4H.128.79.A4	9A4H.128.79.84	9A4H.128.79.74
		≤19	1x35	67	85	1495x105x78	1478x93	3,2	9A4H.135.79.A4	9A4H.135.79.84	9A4H.135.79.74
		≤22	1x49	59	81	1495x105x78	1478x93	3,2	9A4H.149.79.A4	9A4H.149.79.84	9A4H.149.79.74
		≤22	1x54	64	76	1195x105x78	1178x93	2,6	9A4H.154.79.A4	9A4H.154.79.84	9A4H.154.79.74
		≤22	1x80	59	89	1495x105x78	1478x93	3,2	9A4H.180.79.A4	9A4H.180.79.84	9A4H.180.79.74
		≤19	2x28	65	68	1195x105x78	1178x93	2,6	9A4H.228.79.A4	9A4H.228.79.84	9A4H.228.79.74
		≤22	2x35	61	75	1495x105x78	1478x93	3,2	9A4H.235.79.A4	9A4H.235.79.84	9A4H.235.79.74
		≤22	2x49	53	75	1495x105x78	1478x93	3,2	9A4H.249.79.A4	9A4H.249.79.84	9A4H.249.79.74
		≤22	2x54	84	68	1195x105x78	1178x93	2,6	9A4H.254.79.A4	9A4H.254.79.84	9A4H.254.79.74

PM - Satin double parabolic louvre

	LAMP*	UGR	W	Lm/W	η(%)	AxBxC (mm)	f	Kg	HF	DSI	DALI
	T5	≤19	1x28	55	64	1195x105x78	1178x93	2,6	9A4H.128.93.A4	9A4H.128.93.84	9A4H.128.93.74
		≤19	1x35	65	74	1495x105x78	1478x93	3,2	9A4H.135.93.A4	9A4H.135.93.84	9A4H.135.93.74
		≤19	1x49	59	71	1495x105x78	1478x93	3,2	9A4H.149.93.A4	9A4H.149.93.84	9A4H.149.93.74
		≤19	1x54	49	63	1195x105x78	1178x93	2,6	9A4H.154.93.A4	9A4H.154.93.84	9A4H.154.93.74
		≤22	1x80	56	77	1495x105x78	1478x93	3,2	9A4H.180.93.A4	9A4H.180.93.84	9A4H.180.93.74
		≤19	2x28	49	56	1195x105x78	1178x93	2,6	9A4H.228.93.A4	9A4H.228.93.84	9A4H.228.93.74
		≤19	2x35	57	66	1495x105x78	1478x93	3,2	9A4H.235.93.A4	9A4H.235.93.84	9A4H.235.93.74
		≤22	2x49	51	63	1495x105x78	1478x93	3,2	9A4H.249.93.A4	9A4H.249.93.84	9A4H.249.93.74
		≤22	2x54	44	56	1195x105x78	1178x93	2,6	9A4H.254.93.A4	9A4H.254.93.84	9A4H.254.93.74

*Lamp not included.

Example code for order: 9A4H.128.93.74 (DALI) + W5MD + KC (OPTIONS)

We reserve the right to make technical changes without prior notice. Electrical/Optical data are subjected to a tolerance of +/-10%.

BLINE - Opal polycarbonate diffuser

LAMP*	UGR	W	Lm/W	η (%)	AxBxC (mm)		Kg	HF	DSI	DALI
T5	≤ 22	1x28	50	58	1195x105x78	1178x93	2,4	9A4H.128.8J.A4	9A4H.128.8J.84	9A4H.128.8J.74
	≤ 19	1x35	53	61	1495x105x78	1478x93	3	9A4H.135.8J.A4	9A4H.135.8J.84	9A4H.135.8J.74
	≤ 22	1x49	47	57	1495x105x78	1478x93	3	9A4H.149.8J.A4	9A4H.149.8J.84	9A4H.149.8J.74
	≤ 22	1x54	45	57	1195x105x78	1178x93	2,4	9A4H.154.8J.A4	9A4H.154.8J.84	9A4H.154.8J.74
	≤ 22	1x80	45	63	1495x105x78	1478x93	3	9A4H.180.8J.A4	9A4H.180.8J.84	9A4H.180.8J.74
	≤ 22	2x28	44	51	1195x105x78	1178x93	2,4	9A4H.228.8J.A4	9A4H.228.8J.84	9A4H.228.8J.74
	≤ 22	2x35	49	56	1495x105x78	1478x93	3	9A4H.235.8J.A4	9A4H.235.8J.84	9A4H.235.8J.74
	≤ 22	2x49	43	53	1495x105x78	1478x93	3	9A4H.249.8J.A4	9A4H.249.8J.84	9A4H.249.8J.74
	≤ 22	2x54	42	54	1195x105x78	1178x93	2,4	9A4H.254.8J.A4	9A4H.254.8J.84	9A4H.254.8J.74

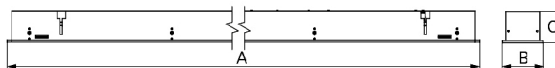
RAM - Asymmetric satin aluminium reflector

LAMP*	UGR	W	Lm/W	η (%)	AxBxC (mm)		Kg	HF	DSI	DALI
T5	≤ 22	1x28	63	74	1195x105x78	1178x93	2,5	9A4H.128.0C.A4	9A4H.128.0C.84	9A4H.128.0C.74
	≤ 22	1x35	68	78	1495x105x78	1478x93	3,1	9A4H.135.0C.A4	9A4H.135.0C.84	9A4H.135.0C.74
	≤ 22	1x49	65	79	1495x105x78	1478x93	3,1	9A4H.149.0C.A4	9A4H.149.0C.84	9A4H.149.0C.74
	≤ 22	1x54	57	73	1195x105x78	1178x93	2,5	9A4H.154.0C.A4	9A4H.154.0C.84	9A4H.154.0C.74
	≤ 22	1x80	57	79	1495x105x78	1478x93	3,1	9A4H.180.0C.A4	9A4H.180.0C.84	9A4H.180.0C.74

OPTIONS

Code	Description
W3M	Connector 3-pole wieland GST18i3 male.
W5MD	Connector 5-pole wieland GST18i5 DIM male.
KC	Kit chantier.
955000	Steel safety cable.
--	Light and presence sensor.
--	Lamps as optional.


DIMENSIONS



DETAILS

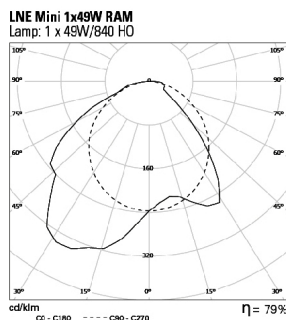
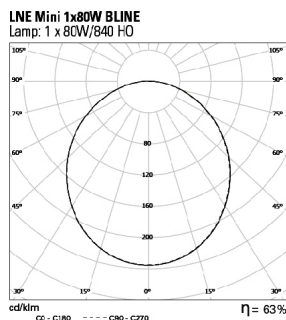
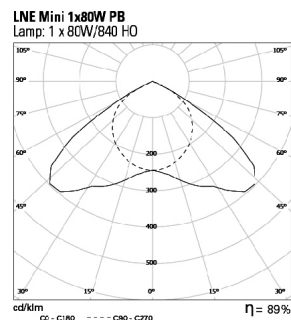


Clip-in polycarbonate diffuser.



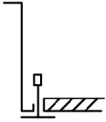
Clip-in aluminium louvre.

PHOTOMETRY

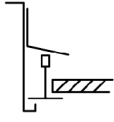


We reserve the right to make technical changes without prior notice.
Electrical/Optical data are subjected to a tolerance of +/-10%.

FIXING SYSTEMS



Lay-in version for exposed T grids 15/24mm.



Pull-up version with brackets for exposed T grids 15/24mm.



Pull-up version with brackets for plasterboard ceilings.

TO SPECIFY:

Recessed T5(G5) luminaire, individually mounted with polished/satin high output aluminium louvre, BLINE polycarbonate diffuser or asymmetric satin aluminium reflector. Suitable for lay-in into exposed T grids or pull up version with brackets. Optional light/presence sensor and dimmable versions available – as Roxo Lighting LNE Mini.

We reserve the right to make technical changes without prior notice. Electrical/Optical data are subjected to a tolerance of +/-10%.