



Norms: EN 60598-1, EN 60598-2-2



PRODUCT DESCRIPTION

Areas of Application: Commercial and Business areas, Public buildings, Offices, Schools, Corridors.

Mounting: Ceiling recessed.

Light Distribution: Direct.

Light Source: LED 4000K, CRI>80, 50.000h life.

Control Gear: LED driver, 220-240VAC-50/60Hz.

Materials: Body: Steel sheet.
Diffuser: Opal polycarbonate.

Surface Finish: Powder coated in white matt (RAL9016).

BLINE - Opal polycarbonate diffuser.

LED	W	Lm	Lm/W	η(%)	AxBxC (mm)	Icon	Kg	HF	DSI	DALI
	1x22	3000	86	70	1154x105x78	1137x93	2,7	9Z4H.122.8J.F4	9Z4H.122.8J.J4	9Z4H.122.8J.E4
	1x27	3750	84	69	1439x105x78	1422x93	3,3	9Z4H.127.8J.F4	9Z4H.127.8J.J4	9Z4H.127.8J.E4

OPTIONS

Code	Description
3000	Colour temperature 3000K.
W3M	Connector 3-pole wieland GST18i3 male.
W5MD	Connector 5-pole wieland GST18i5 DIM male.
955000	Steel safety cable.

DETAILS



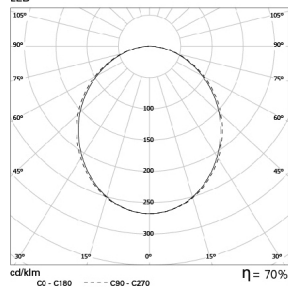
Clip-in polycarbonate diffuser.

Example code for order: 9Z4H.122.8J.E4 (DALI) + 3000 + W5MD + 955000 (OPTIONS)

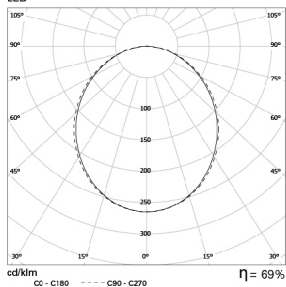
We reserve the right to make technical changes without prior notice. Electrical/Optical data are subjected to a tolerance of +/-10%.

PHOTOMETRY

LNE Mini LED 1x22W BLINE LED



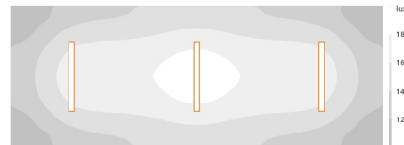
LNE Mini LED 1x27W BLINE LED



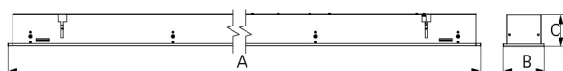
PERFORMANCE

LNE Mini LED BLINE

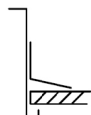
LED: 1 x 27W
 SPACING: 7,9m x 3,03m
 CEILING HEIGHT: 2,8m
 MAINTENANCE: 0,8
 REFLECTANCE: 20/70/50
 WORKING PLANE: 0,0m
 ILLUMINANCE: 151 lux



DIMENSIONS



FIXING SYSTEMS



Pull-up version with brackets for plasterboard ceilings.

TO SPECIFY:

Recessed LED luminaire, individually mounted with BLINE polycarbonate diffuser and total luminous flux of 3000 or 3750lm, CRI>80 and LED life time 50.000h. Suitable for pull up version with brackets. Optional 3000K and dimmable versions available – as Roxo Lighting LNE Mini LED.

We reserve the right to make technical changes without prior notice. Electrical/Optical data are subjected to a tolerance of +/-10%.