

Norms: EN 60598-1, EN 60598-2-2



PRODUCT DESCRIPTION

Areas of Application: Commercial and Business areas, Public buildings, Offices, Schools, Corridors.

Mounting: Ceiling recessed.

Light Distribution: Direct.

Control Gear: Electronic equipment, 220-240VAC-50/60Hz.

Materials: Body: Steel sheet.

Surface Finish: Powder coated in white matt (RAL9016).

PB - Polished double parabolic louvre (middle)

LAMP*	UGR	W	Lm/W	η(%)	AxBxC (mm)	f	Kg	HF	DSI	DALI
T5	≤19	1x14	55	76	571x105x78	571x93	1,5	9A4S.114.79.A4	9A4S.114.79.84	9A4S.114.79.74
	≤22	1x24	57	80	571x105x78	571x93	1,5	9A4S.124.79.A4	9A4S.124.79.84	9A4S.124.79.74
	≤19	1x28	68	79	1171x105x78	1171x93	2,6	9A4S.128.79.A4	9A4S.128.79.84	9A4S.128.79.74
	≤19	1x35	74	85	1471x105x78	1471x93	3,2	9A4S.135.79.A4	9A4S.135.79.84	9A4S.135.79.74
	≤22	1x49	67	81	1471x105x78	1471x93	3,2	9A4S.149.79.A4	9A4S.149.79.84	9A4S.149.79.74
	≤22	1x54	59	76	1171x105x78	1171x93	2,6	9A4S.154.79.A4	9A4S.154.79.84	9A4S.154.79.74
	≤22	1x80	64	89	1471x105x78	1471x93	3,2	9A4S.180.79.A4	9A4S.180.79.84	9A4S.180.79.74
	≤22	2x14	60	72	571x105x78	571x93	1,5	9A4S.214.79.A4	9A4S.214.79.84	9A4S.214.79.74
	≤22	2x24	53	74	571x105x78	571x93	1,5	9A4S.224.79.A4	9A4S.224.79.84	9A4S.224.79.74
	≤19	2x28	59	68	1171x105x78	1171x93	2,6	9A4S.228.79.A4	9A4S.228.79.84	9A4S.228.79.74
	≤22	2x35	65	75	1471x105x78	1471x93	3,2	9A4S.235.79.A4	9A4S.235.79.84	9A4S.235.79.74
	≤22	2x49	61	75	1471x105x78	1471x93	3,2	9A4S.249.79.A4	9A4S.249.79.84	9A4S.249.79.74
	≤22	2x54	53	68	1171x105x78	1171x93	2,6	9A4S.254.79.A4	9A4S.254.79.84	9A4S.254.79.74

PM - Satin double parabolic louvre (middle)

LAMP*	UGR	W	Lm/W	η(%)	AxBxC (mm)	f	Kg	HF	DSI	DALI
T5	≤19	1x14	45	63	571x105x78	571x93	1,5	9A4S.114.93.A4	9A4S.114.93.84	9A4S.114.93.74
	≤19	1x24	46	65	571x105x78	571x93	1,5	9A4S.124.93.A4	9A4S.124.93.84	9A4S.124.93.74
	≤19	1x28	55	64	1171x105x78	1171x93	2,6	9A4S.128.93.A4	9A4S.128.93.84	9A4S.128.93.74
	≤19	1x35	65	74	1471x105x78	1471x93	3,2	9A4S.135.93.A4	9A4S.135.93.84	9A4S.135.93.74
	≤19	1x49	59	71	1471x105x78	1471x93	3,2	9A4S.149.93.A4	9A4S.149.93.84	9A4S.149.93.74
	≤19	1x54	49	63	1171x105x78	1171x93	2,6	9A4S.154.93.A4	9A4S.154.93.84	9A4S.154.93.74
	≤22	1x80	56	77	1471x105x78	1471x93	3,2	9A4S.180.93.A4	9A4S.180.93.84	9A4S.180.93.74
	≤19	2x14	49	61	571x105x78	571x93	1,5	9A4S.214.93.A4	9A4S.214.93.84	9A4S.214.93.74
	≤22	2x24	44	61	571x105x78	571x93	1,5	9A4S.224.93.A4	9A4S.224.93.84	9A4S.224.93.74
	≤19	2x28	49	56	1171x105x78	1171x93	2,6	9A4S.228.93.A4	9A4S.228.93.84	9A4S.228.93.74
	≤19	2x35	57	66	1471x105x78	1471x93	3,2	9A4S.235.93.A4	9A4S.235.93.84	9A4S.235.93.74
	≤22	2x49	51	63	1471x105x78	1471x93	3,2	9A4S.249.93.A4	9A4S.249.93.84	9A4S.249.93.74
	≤22	2x54	44	56	1171x105x78	1171x93	2,6	9A4S.254.93.A4	9A4S.254.93.84	9A4S.254.93.74

* Lamp not included.

Example code for order: (3x) 9A4S.128.79.74 (DALI) + 9212 + (2x) 9453 + (2x) 965100 + (3x) 955000 (OPTIONS)



We reserve the right to make technical changes without prior notice. Electrical/Optical data are subjected to a tolerance of +/-10%.

ROXO LIGHTING LIMITED



24 BEDFORD ROW | LONDON | WC1R 4TQ

roxolondon@roxolighting.com | www.roxolighting.com

BLINE - Opal polycarbonate diffuser (middle)

LAMP*	UGR	W	Lm/W	η(%)	AxBxC (mm)		Kg	HF	DSI	DALI
 T5	≤22	1x14	43	59	571x105x78	571x93	1,4	9A4S.114.8J.A4	9A4S.114.8J.84	9A4S.114.8J.74
	≤22	1x24	42	59	571x105x78	571x93	1,4	9A4S.124.8J.A4	9A4S.124.8J.84	9A4S.124.8J.74
	≤22	1x28	50	58	1171x105x78	1171x93	2,4	9A4S.128.8J.A4	9A4S.128.8J.84	9A4S.128.8J.74
	≤19	1x35	53	61	1471x105x78	1471x93	3	9A4S.135.8J.A4	9A4S.135.8J.84	9A4S.135.8J.74
	≤22	1x49	47	57	1471x105x78	1471x93	3	9A4S.149.8J.A4	9A4S.149.8J.84	9A4S.149.8J.74
	≤22	1x54	45	57	1171x105x78	1171x93	2,4	9A4S.154.8J.A4	9A4S.154.8J.84	9A4S.154.8J.74
	≤22	1x80	45	63	1471x105x78	1471x93	3	9A4S.180.8J.A4	9A4S.180.8J.84	9A4S.180.8J.74
	≤22	2x14	44	57	571x105x78	571x93	1,4	9A4S.214.8J.A4	9A4S.214.8J.84	9A4S.214.8J.74
	≤22	2x24	41	56	571x105x78	571x93	1,4	9A4S.224.8J.A4	9A4S.224.8J.84	9A4S.224.8J.74
	≤22	2x28	44	51	1171x105x78	1171x93	2,4	9A4S.228.8J.A4	9A4S.228.8J.84	9A4S.228.8J.74
	≤22	2x35	49	56	1471x105x78	1471x93	3	9A4S.235.8J.A4	9A4S.235.8J.84	9A4S.235.8J.74
	≤22	2x49	43	53	1471x105x78	1471x93	3	9A4S.249.8J.A4	9A4S.249.8J.84	9A4S.249.8J.74
	≤22	2x54	42	54	1171x105x78	1171x93	2,4	9A4S.254.8J.A4	9A4S.254.8J.84	9A4S.254.8J.74





RAM - Asymmetric satin aluminium reflector (middle)

LAMP*	UGR	W	Lm/W	η(%)	AxBxC (mm)		Kg	HF	DSI	DALI
 T5	≤22	1x14	52	72	571x105x78	571x93	1,5	9A4S.114.0C.A4	9A4S.114.0C.84	9A4S.114.0C.74
	≤22	1x24	52	74	571x105x78	571x93	1,5	9A4S.124.0C.A4	9A4S.124.0C.84	9A4S.124.0C.74
	≤22	1x28	63	74	1171x105x78	1171x93	2,5	9A4S.128.0C.A4	9A4S.128.0C.84	9A4S.128.0C.74
	≤22	1x35	68	78	1471x105x78	1471x93	3,1	9A4S.135.0C.A4	9A4S.135.0C.84	9A4S.135.0C.74
	≤22	1x49	65	79	1471x105x78	1471x93	3,1	9A4S.149.0C.A4	9A4S.149.0C.84	9A4S.149.0C.74
	≤22	1x54	57	73	1171x105x78	1171x93	2,5	9A4S.154.0C.A4	9A4S.154.0C.84	9A4S.154.0C.74
	≤22	1x80	57	79	1471x105x78	1471x93	3,1	9A4S.180.0C.A4	9A4S.180.0C.84	9A4S.180.0C.74

Please note:

To complete a line, start kit will be necessary. Please order separately.
Recessed dimensions without end caps, add 14 mm to complete the line.
14/24W version only available as end part of the line.

OPTIONS

Start kit	Order code	Through-wiring	Order code
 <p>Start kit</p> <p>• 2 end caps and one cable lock, includes screws.</p>	920200	 <p>1,5 mm² through-wiring 3 x 1,5 mm² 5 x 1,5 mm² 2,5 mm² through-wiring 3 x 2,5 mm² 5 x 2,5 mm²</p>	9452 9453 9454 9455
 <p>KIT 3-pole Mini Wieland GST15i3 (male and female) 965000 Connector 3-pole Mini Wieland GST15i3 male 965001 Connector 3-pole Mini Wieland GST15i3 female 965002 KIT 5-pole Mini Wieland GST15i5 DIM (male and female) 965100 Connector 5-pole Mini Wieland GST15i5 DIM male 965101 Connector 5-pole Mini Wieland GST15i5 DIM female 965102</p>		 <p>Steel safety cable</p>	955000

We reserve the right to make technical changes without prior notice.
Electrical/Optical data are subjected to a tolerance of +/-10%.

Light and presence sensor



Please note:
This option can be supplied on request.

Lamps as optional




Please note:
This option can be supplied on request.

DETAILS



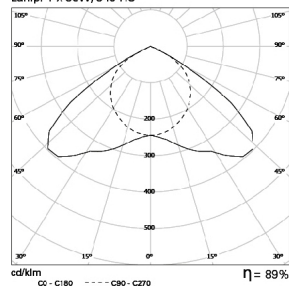
Clip-in polycarbonate diffuser



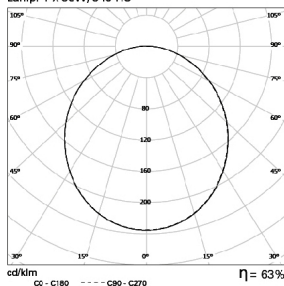
Clip-in aluminium louvre

PHOTOMETRY

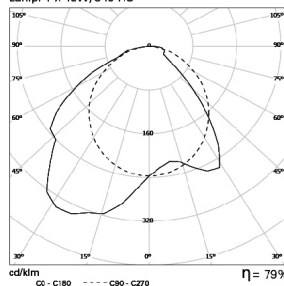
LNE Mini Line 1x80W PB
Lamp: 1 x 80W/840 HO



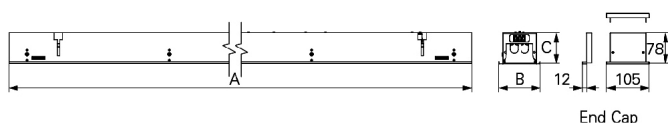
LNE Mini Line 1x80W BLINE
Lamp: 1 x 80W/840 HO



LNE Mini Line 1x49W RAM
Lamp: 1 x 49W/840 HO



DIMENSIONS



TO SPECIFY:

Recessed T5(G5) luminaire for continuous line with polished/satin high output aluminium louvre, BLINE polycarbonate diffuser or asymmetric satin aluminium reflector. Suitable for lay-in into exposed T grids or pull up version with brackets. Optional light/presence sensor and dimmable versions available – as Roxo Lighting LNE Mini Line.