

Norms: EN 60598-1, EN 60598-2-2



## PRODUCT DESCRIPTION

**Areas of Application:** Commercial and Business areas, Public buildings, Offices, Schools, Corridors.

**Mounting:** Surface/Suspended.

**Light Distribution:** Direct.

**Control Gear:** Electronic equipment, 220-240VAC-50/60Hz.

**Materials:** Body: Steel sheet.

**Surface Finish:** Powder coated in white matt (RAL9016).

PB - Polished double parabolic louvre (middle)

LAMP*	UGR	W	Lm/W	η(%)	AxBxC (mm)	Kg	HF	DSI	DALI
T5	≤19	1x14	55	76	571x105x78	1,6	9R4T.114.79.A4	9R4T.114.79.84	9R4T.114.79.74
	≤22	1x24	57	80	571x105x78	1,6	9R4T.124.79.A4	9R4T.124.79.84	9R4T.124.79.74
	≤19	1x28	68	79	1171x105x78	2,8	9R4T.128.79.A4	9R4T.128.79.84	9R4T.128.79.74
	≤19	1x35	74	85	1471x105x78	3,4	9R4T.135.79.A4	9R4T.135.79.84	9R4T.135.79.74
	≤22	1x49	67	81	1471x105x78	3,4	9R4T.149.79.A4	9R4T.149.79.84	9R4T.149.79.74
	≤22	1x54	59	76	1171x105x78	2,8	9R4T.154.79.A4	9R4T.154.79.84	9R4T.154.79.74
	≤22	1x80	64	89	1471x105x78	3,4	9R4T.180.79.A4	9R4T.180.79.84	9R4T.180.79.74
	≤22	2x14	60	72	571x105x78	1,6	9R4T.214.79.A4	9R4T.214.79.84	9R4T.214.79.74
	≤22	2x24	53	74	571x105x78	1,6	9R4T.224.79.A4	9R4T.224.79.84	9R4T.224.79.74
	≤19	2x28	59	68	1171x105x78	2,8	9R4T.228.79.A4	9R4T.228.79.84	9R4T.228.79.74
	≤22	2x35	65	75	1471x105x78	3,4	9R4T.235.79.A4	9R4T.235.79.84	9R4T.235.79.74
	≤22	2x49	61	75	1471x105x78	3,4	9R4T.249.79.A4	9R4T.249.79.84	9R4T.249.79.74
	≤22	2x54	53	68	1171x105x78	2,8	9R4T.254.79.A4	9R4T.254.79.84	9R4T.254.79.74

PM - Satin double parabolic louvre (middle)

LAMP*	UGR	W	Lm/W	η(%)	AxBxC (mm)	Kg	HF	DSI	DALI
T5	≤19	1x14	45	63	571x105x78	1,6	9R4T.114.93.A4	9R4T.114.93.84	9R4T.114.93.74
	≤19	1x24	46	65	571x105x78	1,6	9R4T.124.93.A4	9R4T.124.93.84	9R4T.124.93.74
	≤19	1x28	55	64	1171x105x78	2,8	9R4T.128.93.A4	9R4T.128.93.84	9R4T.128.93.74
	≤19	1x35	65	74	1471x105x78	3,4	9R4T.135.93.A4	9R4T.135.93.84	9R4T.135.93.74
	≤19	1x49	59	71	1471x105x78	3,4	9R4T.149.93.A4	9R4T.149.93.84	9R4T.149.93.74
	≤19	1x54	49	63	1171x105x78	2,8	9R4T.154.93.A4	9R4T.154.93.84	9R4T.154.93.74
	≤22	1x80	56	77	1471x105x78	3,4	9R4T.180.93.A4	9R4T.180.93.84	9R4T.180.93.74
	≤19	2x14	49	61	571x105x78	1,6	9R4T.214.93.A4	9R4T.214.93.84	9R4T.214.93.74
	≤22	2x24	44	61	571x105x78	1,6	9R4T.224.93.A4	9R4T.224.93.84	9R4T.224.93.74
	≤19	2x28	49	56	1171x105x78	2,8	9R4T.228.93.A4	9R4T.228.93.84	9R4T.228.93.74
	≤19	2x35	57	66	1471x105x78	3,4	9R4T.235.93.A4	9R4T.235.93.84	9R4T.235.93.74
	≤22	2x49	51	63	1471x105x78	3,4	9R4T.249.93.A4	9R4T.249.93.84	9R4T.249.93.74
	≤22	2x54	44	56	1171x105x78	2,8	9R4T.254.93.A4	9R4T.254.93.84	9R4T.254.93.74

\* Lamp not included.

Example code for order: (4x) 9R4T.135.79.74 (DALI) + 9213 + (3x) 9463 + (3x) 965100 (OPTIONS)

We reserve the right to make technical changes without prior notice. Electrical/Optical data are subjected to a tolerance of +/-10%.

#### BLINE - Opal polycarbonate diffuser (middle)

LAMP*	UGR	W	Lm/W	η(%)	AxBxC (mm)	Kg	HF	DSI	DALI
T5	≤22	1x14	43	59	571x105x78	1,5	9R4T.114.8J.A4	9R4T.114.8J.84	9R4T.114.8J.74
	≤22	1x24	42	59	571x105x78	1,5	9R4T.124.8J.A4	9R4T.124.8J.84	9R4T.124.8J.74
	≤22	1x28	50	58	1171x105x78	2,6	9R4T.128.8J.A4	9R4T.128.8J.84	9R4T.128.8J.74
	≤19	1x35	53	61	1471x105x78	3,2	9R4T.135.8J.A4	9R4T.135.8J.84	9R4T.135.8J.74
	≤22	1x49	47	57	1471x105x78	3,2	9R4T.149.8J.A4	9R4T.149.8J.84	9R4T.149.8J.74
	≤22	1x54	45	57	1171x105x78	2,6	9R4T.154.8J.A4	9R4T.154.8J.84	9R4T.154.8J.74
	≤22	1x80	45	63	1471x105x78	3,2	9R4T.180.8J.A4	9R4T.180.8J.84	9R4T.180.8J.74
	≤22	2x14	44	57	571x105x78	1,5	9R4T.214.8J.A4	9R4T.214.8J.84	9R4T.214.8J.74
	≤22	2x24	41	56	571x105x78	1,5	9R4T.224.8J.A4	9R4T.224.8J.84	9R4T.224.8J.74
	≤22	2x28	44	51	1171x105x78	2,6	9R4T.228.8J.A4	9R4T.228.8J.84	9R4T.228.8J.74
	≤22	2x35	49	56	1471x105x78	3,2	9R4T.235.8J.A4	9R4T.235.8J.84	9R4T.235.8J.74
	≤22	2x49	43	53	1471x105x78	3,2	9R4T.249.8J.A4	9R4T.249.8J.84	9R4T.249.8J.74
	≤22	2x54	42	54	1171x105x78	2,6	9R4T.254.8J.A4	9R4T.254.8J.84	9R4T.254.8J.74

#### RAM - Asymmetric satin aluminium reflector (middle)

LAMP*	UGR	W	Lm/W	η(%)	AxBxC (mm)	Kg	HF	DSI	DALI
T5	≤22	1x14	52	72	571x105x78	1,6	9R4T.114.0C.A4	9R4T.114.0C.84	9R4T.114.0C.74
	≤22	1x24	52	74	571x105x78	1,6	9R4T.124.0C.A4	9R4T.124.0C.84	9R4T.124.0C.74
	≤22	1x28	63	74	1171x105x78	2,7	9R4T.128.0C.A4	9R4T.128.0C.84	9R4T.128.0C.74
	≤22	1x35	68	78	1471x105x78	3,3	9R4T.135.0C.A4	9R4T.135.0C.84	9R4T.135.0C.74
	≤22	1x49	65	79	1471x105x78	3,3	9R4T.149.0C.A4	9R4T.149.0C.84	9R4T.149.0C.74
	≤22	1x54	57	73	1171x105x78	2,7	9R4T.154.0C.A4	9R4T.154.0C.84	9R4T.154.0C.74
	≤22	1x80	57	79	1471x105x78	3,3	9R4T.180.0C.A4	9R4T.180.0C.84	9R4T.180.0C.74

#### Please note:

To complete a line, start kit will be necessary. Please order separately.  
 Dimensions without end caps, add 20 mm to complete the line.  
 14/24W version only available as end part of the line.

### OPTIONS


#### Start kit



Start kit  
 • 2 end caps and one cable lock, includes screws.

Order code  
**920400**

#### Through-wiring



1,5 mm2 through-wiring  
 3 x 1,5 mm2  
 5 x 1,5 mm2  
 2,5 mm2 through-wiring  
 3 x 2,5 mm2  
 5 x 2,5 mm2

Order code

**9462**  
**9463**  
**9464**  
**9465**


#### Connectors



KIT 3-pole Mini Wieland GST15i3 (male and female) **965000**  
 Connector 3-pole Mini Wieland GST15i3 male **965001**  
 Connector 3-pole Mini Wieland GST15i3 female **965002**  
 KIT 5-pole Mini Wieland GST15i5 DIM (male and female) **965100**  
 Connector 5-pole Mini Wieland GST15i5 DIM male **965101**  
 Connector 5-pole Mini Wieland GST15i5 DIM female **965102**

Order code

#### Light and presence sensor



Please note:  
 This option can be supplied on request.

We reserve the right to make technical changes without prior notice.  
 Electrical/Optical data are subjected to a tolerance of +/-10%.

## Lamps as optional



Please note:  
This option can be supplied on request.

## Bespoke projects




Please note:  
This option can be supplied on request.

## DETAILS



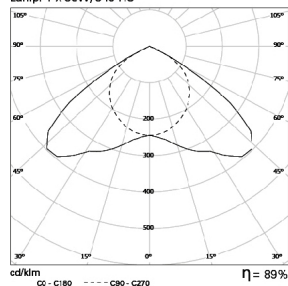
Clip-in polycarbonate diffuser



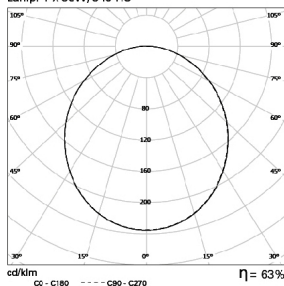
Clip-in aluminium louvre

## PHOTOMETRY

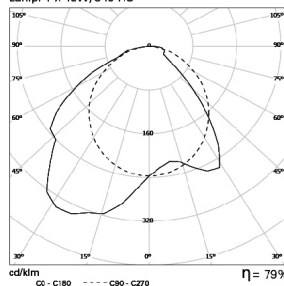
**LNS Mini Line 1x80W PB**  
Lamp: 1 x 80W/840 HO



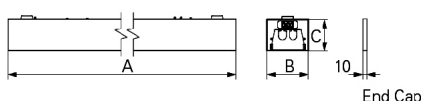
**LNS Mini Line 1x80W BLINE**  
Lamp: 1 x 80W/840 HO



**LNS Mini Line 1x49W RAM**  
Lamp: 1 x 49W/840 HO



## DIMENSIONS



### TO SPECIFY:

Surface T5(G5) luminaire for continuous line with polished/satin high output aluminium louvre, BLINE polycarbonate diffuser or asymmetric satin aluminium reflector. Optional light/presence sensor and dimmable versions available – as Indelague LNS Mini Line.

We reserve the right to make technical changes without prior notice.  
Electrical/Optical data are subjected to a tolerance of +/-10%.