



LED



Norms: EN 60598-1, EN 60598-2-1



PRODUCT DESCRIPTION

Areas of Application: Industrial areas, commercial areas.

Mounting: Suspended.

Light Distribution: Direct.

Light Source: LED 4000K, CRI>80.

Control Gear: LED driver, 220-240VAC-50/60Hz.

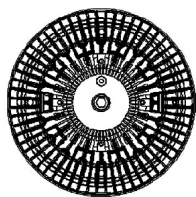
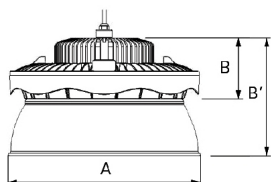
Materials: Body: Die cast aluminium.

Surface Finish: Powder coated in black.

RLO - 90

LAMP	W	Lm	Lm/W	FEIXE ↕	η(%)	AxBxB'	Kg	HF
LED	200	26000	99	90	76	Ø363x116x225	8,6	90312.L200.E

DIMENSIONS



Example code for order: 90312.L200.E (HF) + 965900 (OPTIONS)

We reserve the right to make technical changes without prior notice.
Electrical/Optical data are subjected to a tolerance of +/-10%.

OPTIONS

IP65 Connectors

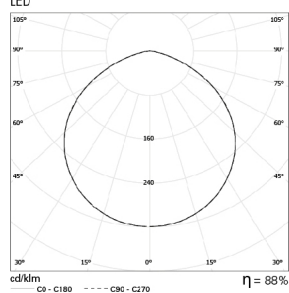


KIT 3-pole WIELAND (male and female)
 Connector 3-pole WIELAND male
 Connector 3-pole WIELAND female

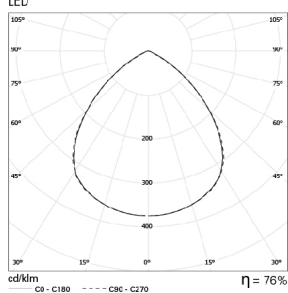
Order code
965900
965901
965902

PHOTOMETRY

MOON LED 200W
LED



MOON LED 200W 90°
LED



TO SPECIFY:

Industrial LED High Bay Luminaire to be suspended. Available in 4000K color temperature, with power 200W and luminous flux 26000lm. High efficiency aluminum reflector with 90° - as Indelague MOON LED.

We reserve the right to make technical changes without prior notice.
 Electrical/Optical data are subjected to a tolerance of +/-10%.