

LED

Norms: EN 60598-1, EN 60598-2-1



IP 40

850°C

230V/50Hz

SELV

PRODUCT DESCRIPTION

Areas of Application: Commercial, Business areas, Private Houses, Art and Culture spaces. Offices, Public buildings, Hotel and Restaurant services.

Mounting: Surface/Suspended.

Light Distribution: Direct.

Light Source: LED 4000K, CRI>80, MacAdam Step<3, 60.000h life (@L90, B10, Ta 25 C).

Optical System: Diffuser: Opal polycarbonate.

Control Gear: LED driver, 220-240VAC-50/60Hz.

Wiring: Through-wiring included.

Materials: Body: Extruded aluminium profile.

Surface Finish: Anodised in natural colour.

bLINE - Opal polycarbonate diffuser (middle)

LED	UGR	W	lm	lm/W	η(%)	AxBxC (mm)	kg	HF	DALI
	≤25	17	2494	87	59	562x50x100	1,7	90452.L002.E	90452.L002.H
	≤25	25	3741	87	58	842x35x100	2,3	90452.L003.E	90452.L003.H
	≤25	32	4988	92	59	1122x35x100	2,8	90452.L004.E	90452.L004.H
	≤25	40	6235	90	58	1402x35x100	3,3	90452.L005.E	90452.L005.H
	≤25	47	7482	91	57	1682x35x100	3,8	90452.L006.E	90452.L006.H
	-	57	8729	90	59	1964x35x100	4,6	90452.L007.E	90452.L007.H
	-	64	9976	92	59	2244x35x100	5,1	90452.L008.E	90452.L008.H
	-	72	11223	92	59	2524x35x100	5,6	90452.L009.E	90452.L009.H
	-	80	12470	90	58	2804x35x100	6,1	90452.L010.E	90452.L010.H

Add suffix to order: Start - 00000.0000.0.0049 End - 00000.0000.0.0050

Note:

- To complete the surface product add surface fixing. Please order separately.
- To complete the suspended product add suspension, current supply cable and ceiling rose. Please order separately.
- To complete a line, start kit will be necessary. Please order separately.
- Dimensions without end caps, please add 6mm to complete the line.
- Diffuser not included. Please order separately.
- Profile 562mm only available for end line.
- For the lines up till 13m length, the adequate cabling is a power-supply cable with 0,75mm² thickness. Please order separately.
- For the lines with length above 13m and below 30m, the adequate cabling is a power-supply cable with 1,5mm² thickness. Please order separately.

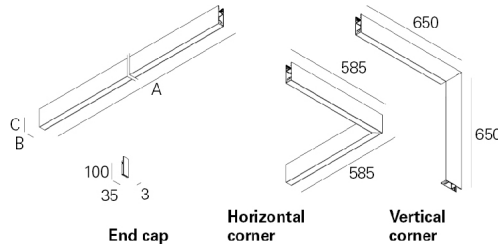
Example code for order: 90452.L005.E.0049 (START) + 90452.L005.E (MIDDLE) + 90452.L005.E.0050 (END) + 985605 + 3000 + 922910G + (2x)931910 + 971400 + 940400 + (2x) 912400Z(OPTIONS)

We reserve the right to make technical changes without prior notice. Electrical/Optical data are subjected to a tolerance of +/-10%.

COLOUR / FINISH

Code	Description
□ W	White
■ B	Black

DIMENSIONS



OPTIONS

bLINE diffuser



5m length
15m length
30m length

Order code
985605
985615
985630

Colour temperature



3000K
Tunable White

Order code
3000
T000

SwitchDIM Tunable White



SwitchDIM Tunable White

Order code
926600

Start Kit



Start Kit - Start / End
White
Black
Grey

• Two end caps included.

Order code
922910W
922910B
922910G

Body connector



Body connector

Order code
931910

Ceiling rose



Recessed
White
Black
Grey
Surface
White
Black
Grey

Order code
971400
971401
971402
971700
971701
971702

Current supply cable



1,5m transparent cable 0,75mm²
3 x 0,75 mm²
5 x 0,75 mm²
1,5m transparent cable 1,5mm²
3 x 1,5 mm²
5 x 1,5 mm²

Order code
940400
940500
940300
940000

Suspension



Suspension type "I" (x2)
White
Black
Anodised
Suspension type "I" for light corners (x2)
White
Black
Anodised

Order code
912400W
912400B
912400Z
912401W
912401B
912401Z

We reserve the right to make technical changes without prior notice. Electrical/Optical data are subjected to a tolerance of +/-10%.

Surface fixing



Surface fixing (x2)
• A <= 1682 mm
Surface fixing (x3)
• A >= 1964 mm

Order code

912501

912502

Light corners



Horizontal corner
32W HF
32W DALI
Vertical corner
32W HF
32W DALI

Order code

90452.H202.E

90452.H202.H

90452.V202.E

90452.V202.H

• LED light corner luminaire includes complete gear tray with non-Dimmable or DALI LED driver and polycarbonate diffuser.

Blank parts



1,5m length
Start/Middle
End

3m length
Start/Middle
End

Order code

992810

992811

992820

992821

Low power version



Option supplied under request.

Bespoke projects



Option supplied under request.


DETAILS



Clip-in diffuser system

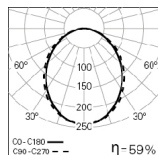


Suspension detail

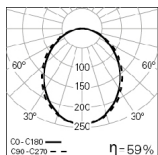


End caps without visible screws

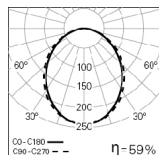
PHOTOMETRY



REBA 35 LED Line
L1122 bLINE 4000K SRT



REBA 35 LED Line
L1122 bLINE 4000K MID



REBA 35 LED Line
L1122 bLINE 4000K END

TO SPECIFY:

Linear surface or suspended LED luminaire, for continuous line. Extruded aluminium profile, anodised in natural colour and 35mm width. Injected polycarbonate end caps, without visible screws, and clip-in polycarbonate bLINE diffuser with up till 30m length in one single piece. Standard version with LED 4000K, CRI>80, MacAdam Step<3 and 60.000h lifetime (@L90, B10, Ta 25 C). Optional DALI dimmable LED driver, 3000K, Tunable White, light corners, suspension kit, transparent current supply cable and surface or recessed mounted ceiling rose. - as Roxo Lighting REBA 35 LED Line.

We reserve the right to make technical changes without prior notice. Electrical/Optical data are subjected to a tolerance of +/-10%.