

**LED**

Norms: EN 60598-1, EN 60598-2-1



### PRODUCT DESCRIPTION

**Areas of Application:** Commercial and Business areas, Public buildings, Housing, Offices, Hotel and Restaurant services, Art and Culture spaces.

**Mounting:** Suspended.

**Light Distribution:** Direct/Indirect.

**Light Source:** LED 4000K, RG1, CRI>80, MacAdam Step <3, 80.000h lifetime (@L90, B10, Ta 25 C).

**Optical System:** Diffuser: Polycarbonate.

**Control Gear:** LED driver, 220-240VAC-50/60Hz.

**Materials:** Body: Extruded aluminium profile.

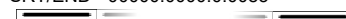
**Surface Finish:** Powder coated.

Outer profile (Middle)



L(mm)	kg	Order code
1122	1,7	90508.L004.0
1402	2,2	90508.L005.0
1682	2,6	90508.L006.0
2244	3,5	90508.L008.0
2524	3,9	90508.L009.0
2804	4,3	90508.L010.0

Add Suffix to order:  
SRT/END - 00000.0000.0.0083



Inner profile - Linear - Symmetric - bGLARE - Microprismatic diffuser (included)




LED	W	Lm Output	lm/W	L(mm)	K3	kg	HF	DALI
	51	4791	94	1122	-	1,8	90528.L004.E	90528.L004.H
	66	6266	95	1402	-	2,2	90528.L005.E	90528.L005.H
	81	7399	91	1682	•	2,5	90528.L006.E	90528.L006.H
	102	9582	94	2244	-	3,7	90528.L008.E	90528.L008.H
	117	10950	94	2524	-	4,1	90528.L009.E	90528.L009.H
	132	12532	95	2804	-	4,4	90528.L010.E	90528.L010.H


Order example: (90508.L005.0.0083 (SRT/END) + W (COLOUR/FINISH)) (x2) + 90508.L005.0.0000 (MIDDLE)+ W (COLOUR/FINISH) + (90529.L005.E (HF)) (x3) + 3000 + 923300 + 945650 (x2) + 932110 (x2) + 971700 + 940300 + 910409 (x3) (OPTIONS)

We reserve the right to make technical changes without prior notice.  
Electrical/Optical data are subjected to a tolerance of +/-10%.

Inner profile - Linear - Symmetric - bLINE - Opal diffuser (included)

 LED	W	Lm Output	lm/W	L(mm)	K3	kg	HF	DALI
	51	4873	96	1122	-	1,8	90527.L004.E	90527.L004.H
	66	6266	95	1402	-	2,2	90527.L005.E	90527.L005.H
	81	7528	93	1682	•	2,5	90527.L006.E	90527.L006.H
	102	9747	96	2244	-	3,7	90527.L008.E	90527.L008.H
	117	11139	95	2524	-	4,0	90527.L009.E	90527.L009.H
	132	12532	95	2804	-	4,4	90527.L010.E	90527.L010.H

Inner profile - Linear - Asymmetric - ASYM - Diffuser (included)

 LED	W	Lm Output	lm/W	L(mm)	K3	L(mm)	kg	DALI
	54	4605	85	1122	-	2,0	90530.L004.E	90530.L004.H
	69	6025	87	1402	-	2,4	90530.L005.E	90530.L005.H
	84	7226	86	1682	•	2,7	90530.L006.E	90530.L006.H
	108	9210	85	2244	-	4,0	90530.L008.E	90530.L008.H
	123	10521	86	2524	-	4,4	90530.L009.E	90530.L009.H
	138	12051	87	2804	-	4,8	90530.L010.E	90530.L010.H

- To complete the suspended installation product, add the suspension, the current supply cable and the ceiling rose. Please order it separately.
- To complete a line, a start kit will be necessary. Please order it separately.
- To complete the line add 16mm to the length.
- The maximum line length is 15m.
- The indirect light diffuser is included on the product's code.

We reserve the right to make technical changes without prior notice.  
Electrical/Optical data are subjected to a tolerance of +/-10%.

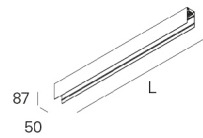
### COLOUR / FINISH

Code	Description
□ W	White
■ G	Grey
■ B	Black

### DIMENSIONS

#### OUTER PROFILE (EXT LINE)

Start/End (SRT/END)  
Middle (MID)

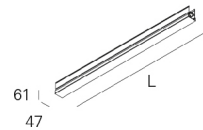


End cap



#### INNER PROFILE (INT)

Linear



#### CEILING ROSES

Recessed ceiling rose  
T7 Q90




Surface mounted ceiling rose  
T6 Q90



### OPTIONS

#### Colour temperature



3000K  
Tunable White

Order code  
**3000**  
**T000**

#### SwitchDIM Tunable White




SwitchDIM Tunable White

• Each SwitchDIM Tunable White allows the control of at most 10 luminaires of L<=1682mm and at most 5 luminaires of L>=1964mm.

Order code  
**926600**


#### Start kit



Start kit Start/End  
• Two end caps included

Order code  
**923300**

#### Through-wiring



3 x 1,5 mm  
5 x 1,5 mm  
HF+K3 (X1)  
HF+K3 (X2)  
K3+TEL (X1)  
K3+TEL (X2)  
DALI+K3 (X1)  
DALI+K3 (X2)

Order code  
**945650**  
**945750**  
**948000**  
**948001**  
**948100**  
**948101**  
**948200**  
**948201**

We reserve the right to make technical changes without prior notice.  
Electrical/Optical data are subjected to a tolerance of +/-10%.

### Body connector KIT



Body connector

- Galvanised connector, includes screws.

Order code  
**932110**


### Ceiling rose



Ceiling rose  
Surface mounted T6 Q90  
White  
Black  
Grey  
Recessed T7 Q90  
White  
Black  
Grey

Order code  
**971700**  
**971701**  
**971702**  
**971400**  
**971401**  
**971402**

### Current supply cable



Transparent current cable with 1,5m  
3 x 1,5mm  
5 x 1,5mm  
7 x 1,5mm

For dimmable Dali with emergency unit and with remote-control, it is necessary to order 2 current supply cables of 5x1,5mm .

Order code  
**940300**  
**940000**  
**940100**

### Suspension



Suspension S5 L1500 (2X)

Order code  
**910409**

### Emergency unit



Emergency unit 3 hours

- Prepared for Remote-control

Order code  
**K3**


### Double Circuit



Double Circuit

Order code  
**CD**

### Blank parts



1,5m length  
3m length

- Includes empty aluminium body and blanking cover.

Order code  
**992940**  
**992941**

### Bespoke projects



Option supplied under request.

## DETAILS



bGLARE Diffuser



bLINE Diffuser



Light Uniformity




Asymmetric inner profile



Symmetric inner profile




Suspended



Indirect



Continuous line diffuser



Junction without light exit



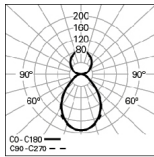
Clip-in diffuser



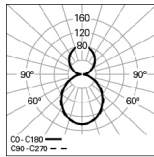
Screwless end caps

We reserve the right to make technical changes without prior notice. Electrical/Optical data are subjected to a tolerance of +/-10%.

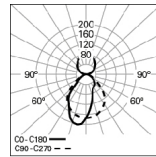
### PHOTOMETRY



REBA 50 D/I  
bGLARE



REBA 50 D/I  
bLINE



REBA 50 D/I  
ASYM

### TO SPECIFY:

Continuous line direct/indirect LED luminaire, for suspended application. Aluminium profile of 50mm width, epoxy polyester painted. ABS screwless end caps and bGLARE microprismatic diffuser or bLINE opal diffuser. Standard version with LED 4000K, RG1 (Photobiological Risk Group 1, according to IEC 62471), CRI>80, MacAdam Step<3 and 80.000 lifetime (@L90, B10, Ta 25 C). Luminaire efficiency above 100Lm/W. Optional dimmable DALI driver, 3000K, Tunable White and 3 hours emergency unit. Available as option with S5 suspension, transparent current supply cable, body connector kit, blank parts, light corners and recessed ceiling rose T7 Q90 or surface ceiling rose T6 Q90. - as Roxo Lighting REBA 50 D/I Line.

We reserve the right to make technical changes without prior notice. Electrical/Optical data are subjected to a tolerance of +/-10%.