



LED



Norms: EN 60598-1, EN 60598-2-1



PRODUCT DESCRIPTION

Areas of Application: Commercial and Business areas, Public buildings, Housing, Offices, Hotel and Restaurant services, Art and Culture spaces.

Mounting: Suspended.

Light Distribution: Direct / Indirect.

Light Source: LED 4000K, CRI>80, 50.000h life (@L80, B10, Ta 25 C).

Control Gear: LED driver, 220-240VAC-50/60Hz.

Materials: Body: Extruded aluminium profile.

Surface Finish: Anodised in natural colour.

bGLARE - Microprismatic diffuser | 70% (Direct) + 30% (Indirect)

LAMP	UGR	W	Lm	Lm/W	η(%)	AxBxC (mm)	K1	K3	Kg	HF	DALI
LED	≤16	45	5741	84	66	1128x65x100	-	-	3,8	90341.L140.E	90341.L140.H
	≤16	55	7317	88	66	1408x65x100	•	•	4,6	90341.L150.E	90341.L150.H
	≤16	68	8893	92	70	1688x65x100	•	•	5,5	90341.L160.E	90341.L160.H
	-	90	11482	84	66	2250x65x100	•	•	7,6	90341.L180.E	90341.L180.H
	-	100	13058	86	66	2530x65x100	•	•	8,5	90341.L190.E	90341.L190.H
	-	110	14634	88	66	2810x65x100	•	•	9,3	90341.L100.E	90341.L100.H

bLINE - Opal polycarbonate diffuser | 70% (Direct) + 30% (Indirect)

LAMP	UGR	W	Lm	Lm/W	η(%)	AxBxC (mm)	K1	K3	Kg	HF	DALI
LED	≤22	54	7212	91	68	1128x65x100	-	-	3,8	90340.L140.E	90340.L140.H
	≤22	67	9186	95	69	1408x65x100	•	•	4,6	90340.L150.E	90340.L150.H
	≤22	80	11160	98	70	1688x65x100	•	•	5,5	90340.L160.E	90340.L160.H
	-	108	14424	91	68	2250x65x100	•	•	7,6	90340.L180.E	90340.L180.H
	-	121	16398	94	69	2530x65x100	•	•	8,4	90340.L190.E	90340.L190.H
	-	134	18372	95	69	2810x65x100	•	•	9,3	90340.L100.E	90340.L100.H

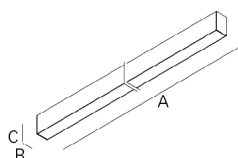
bGLARE | bLINE:

• To complete the product add suspension, current supply cable and ceiling rose. Please order separately.

COLOUR / FINISH

Code	Description
□ W	White
■ B	Black

DIMENSIONS




Example code for order: 90341.L150.E (HF) + 3000 + 971400 + 910408 + 940100 + K3 (OPTIONS)

We reserve the right to make technical changes without prior notice. Electrical/Optical data are subjected to a tolerance of +/-10%.

OPTIONS

Colour temperature



3000K
Tunable white

Order code
3000
T000

Ceiling rose



Square recessed
Grey
White
Black
Square surface
Grey
White
Black

Order code
971402
971400
971401
971702
971700
971701

Current supply cable



1,5 m transparent current cable 0,75 mm2
3 x 0,75 mm2
5 x 0,75 mm2
1,5 m transparent current cable 1,5 mm2
3 x 1,5 mm2
5 x 1,5 mm2
7 x 1,5 mm2
9x 1,5 mm2

Order code
940400
940500
940300
940000
940100
941200

Suspension



Suspension Type "I" (x2)

Order code
910408

Emergency unit



Emergency unit 3 hours
Emergency unit 1 hour

Order code
K3
K1

• Test function by telecommand signal.

Low power option



Option supplied under request.


DETAILS



Clip-in diffuser system

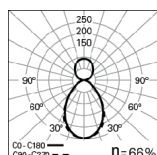


Suspension detail

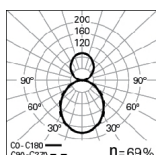


End caps without visible screws

PHOTOMETRY

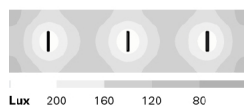


REBA 65 D/I LED 55W
bGLARE 4000K



REBA 65 D/I LED 67W
bLINE 4000K

PERFORMANCE



REBA 65 D/I LED bLINE

LED: 54W
DIMENSIONS: 15m x 3,3m
HEIGHT: 4m
MAINTENANCE: 0,8
REFLECTANCE: 70/50/20
WORKING PLACE: 0m
ILLUMINANCE E_m : 132 lux
UGR: ≤ 18

TO SPECIFY:

Linear direct/indirect suspended LED luminaire, individually mounted and 65 mm width. Extruded aluminium profile, anodized in natural colour. Aluminium screwless end caps and polycarbonate bLINE or bGLARE diffuser. Standard version with 4000K, CRI>80 and 50000h lifetime (@L80, B10, Ta 25 C). Optional DALI dimmable driver, 3000K or TunableWhite technology and 1 or 3 hours emergency unit. Suspension kit, current supply cable and ceiling rose as optional. – as Roxo Lighting REBA 65 D/I LED

We reserve the right to make technical changes without prior notice.
Electrical/Optical data are subjected to a tolerance of +/-10%.