

Norms: EN 60598-1, EN 60598-2-1



PRODUCT DESCRIPTION

Areas of Application: Commercial and Business areas, Public buildings, Housing, Offices, Hotel and Restaurant services, Art and Culture spaces.

Mounting: Surface/Suspended.

Light Distribution: Direct.

Light Source: T5 (G5) lamp.

Control Gear: Electronic equipment, 220-240VAC-50/60Hz.

Materials: Body: Extruded aluminium profile.

Surface Finish: Anodised in natural colour.

PB - Polished double parabolic louvre



LAMP*	W	η(%)	AxBxC (mm)	K1	K3	Kg	HF	DSI	DALI
T5	1x14	73	591x65x80	-	-	1,5	90213.P114.A	90213.P114.C	90213.P114.D
	1x21	77	891x65x80	-	-	1,9	90213.P121.A	90213.P121.C	90213.P121.D
	1x24	79	591x65x80	-	-	1,5	90213.P124.A	90213.P124.C	90213.P124.D
	1x28	77	1191x65x80	-	-	2,7	90213.P128.A	90213.P128.C	90213.P128.D
	1x35	75	1491x65x80	•	•	3,4	90213.P135.A	90213.P135.C	90213.P135.D
	1x39	74	891x65x80	-	-	1,9	90213.P139.A	90213.P139.C	90213.P139.D
	1x49	75	1491x65x80	•	•	3,4	90213.P149.A	90213.P149.C	90213.P149.D
	1x54	76	1191x65x80	-	-	2,7	90213.P154.A	90213.P154.C	90213.P154.D
	1x80	84	1491x65x80	•	•	3,4	90213.P180.A	90213.P180.C	90213.P180.D

BLINE - Opal polycarbonate diffuser




LAMP*	W	η(%)	AxBxC (mm)	K1	K3	Kg	HF	DSI	DALI
T5	1x14	51	591x65x80	-	-	1,5	90197.P114.A	90197.P114.C	90197.P114.D
	1x21	54	891x65x80	-	-	1,9	90197.P121.A	90197.P121.C	90197.P121.D
	1x24	53	591x65x80	-	-	1,5	90197.P124.A	90197.P124.C	90197.P124.D
	1x28	56	1191x65x80	-	-	2,7	90197.P128.A	90197.P128.C	90197.P128.D
	1x35	55	1491x65x80	•	•	3,4	90197.P135.A	90197.P135.C	90197.P135.D
	1x39	52	891x65x80	-	-	1,9	90197.P139.A	90197.P139.C	90197.P139.D
	1x49	53	1491x65x80	•	•	3,4	90197.P149.A	90197.P149.C	90197.P149.D
	1x54	57	1191x65x80	-	-	2,7	90197.P154.A	90197.P154.C	90197.P154.D
	1x80	60	1491x65x80	•	•	3,4	90197.P180.A	90197.P180.C	90197.P180.D

*Lamp not included.

Example code for order: 90213.P135.D (DALI) + 910401 + 940500 + 970002 (OPTIONS)

We reserve the right to make technical changes without prior notice.
Electrical/Optical data are subjected to a tolerance of +/-10%.

DAM - Microprismatic diffuser

LAMP*	W	η(%)	AxBxC (mm)	K1	K3	Kg	HF	DSI	DALI
 T5	1x14	61	591x65x80	-	-	1,5	90212.P114.A	90212.P114.C	90212.P114.D
	1x21	65	891x65x80	-	-	1,9	90212.P121.A	90212.P121.C	90212.P121.D
	1x24	67	591x65x80	-	-	1,5	90212.P124.A	90212.P124.C	90212.P124.D
	1x28	66	1191x65x80	-	-	2,7	90212.P128.A	90212.P128.C	90212.P128.D
	1x35	66	1491x65x80	•	•	3,4	90212.P135.A	90212.P135.C	90212.P135.D
	1x39	64	891x65x80	-	-	1,9	90212.P139.A	90212.P139.C	90212.P139.D
	1x49	71	1491x65x80	•	•	3,4	90212.P149.A	90212.P149.C	90212.P149.D
	1x54	65	1191x65x80	-	-	2,7	90212.P154.A	90212.P154.C	90212.P154.D
	1x80	76	1491x65x80	•	•	3,4	90212.P180.A	90212.P180.C	90212.P180.D

COLOUR / FINISH

Code	Description
W	White (RAL 9016)
B	Black (RAL 9005)

OPTIONS

Suspension



Suspension Type "I" (x2)
Suspension Type "I" (x1)

Order code
910401
910400

Current supply cable



1,5 m transparent current cable 0,75 mm2
3 x 0,75 mm2
5 x 0,75 mm2
7 x 0,75 mm2
1,5 m transparent current cable 1,5 mm2
3 x 1,5 mm2
5 x 1,5 mm2

Order code
940400
940500
940600
940300
940000

Ceiling rose



Colour of ceiling rose
Grey
White
Black

Order code
970002
970000
970001

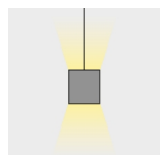
Emergency unit



Emergency unit 3 hours
Emergency unit 1 hour

Order code
K3
K1

Direct and indirect light



Direct and indirect light with 80:20 ratio

Order code
D/I

• Only available for 35/49/80w HF.

We reserve the right to make technical changes without prior notice.
Electrical/Optical data are subjected to a tolerance of +/-10%.

DETAILS



Clip-in polycarbonate diffuser



Clip-in aluminium louvre



Screwless end cap

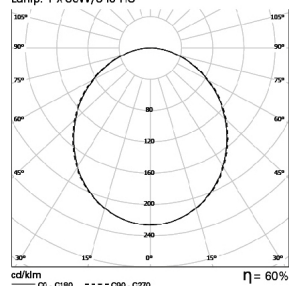


Suspended version

PHOTOMETRY

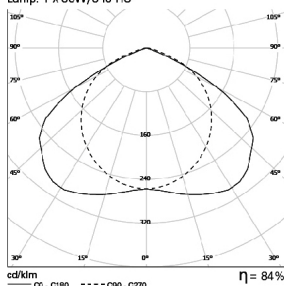
REBA 65 1x80W BLINE

Lamp: 1 x 80W/840 HO



REBA 65 1x80W PB

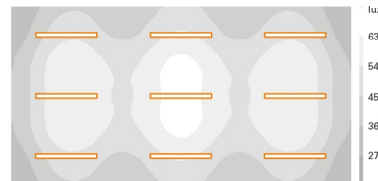
Lamp: 1 x 80W/840 HO



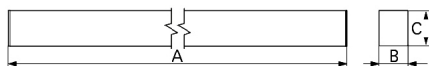
PERFORMANCE

REBA 65 PB

LAMPS: 1 x 49W
 SPACING: 8,7m x 4,6m
 CEILING HEIGHT: 2,8m
 MAINTENANCE: 0,8
 REFLECTANCE: 70/50/20
 WORKING PLACE: 0,8m
 ILLUMINANCE: 501 lux



DIMENSIONS



TO SPECIFY:

Surface mounted or suspended T5(G5) luminaire, individually mounted with 65mm width extruded aluminium profile, anodised in natural colour. Polycarbonate end caps and PB louvre, BLINE polycarbonate or DAM microprismatic diffuser. Available with HF, DSI or DALI control gear. Optional direct/ indirect version, 1 or 3 hours emergency, suspensions and ceiling rose – as Indelague REBA 65.

We reserve the right to make technical changes without prior notice. Electrical/Optical data are subjected to a tolerance of +/-10%.