

Norms: EN 60598-1, EN 60598-2-1



### PRODUCT DESCRIPTION

**Areas of Application:** Commercial and Business areas, Public buildings, Housing, Offices, Hotel and Restaurant services, Art and Culture spaces.

**Mounting:** Surface/Suspended.

**Light Distribution:** Direct.

**Light Source:** T5 (G5) lamp.

**Control Gear:** Electronic equipment, 220-240VAC-50/60Hz.

**Materials:** Body: Extruded aluminium profile.

**Surface Finish:** Anodised in natural colour.

#### PB - Polished double parabolic louvre

| LAMP* | W    | η(%) | AxBxC (mm) | K1        | K3 | Kg  | HF           | DSI          | DALI         |              |
|-------|------|------|------------|-----------|----|-----|--------------|--------------|--------------|--------------|
|       | T5   | 1x14 | 73         | 591x65x80 | -  | -   | 1,5          | 90213.P114.A | 90213.P114.C | 90213.P114.D |
|       | 1x21 | 77   | 891x65x80  | -         | -  | 1,9 | 90213.P121.A | 90213.P121.C | 90213.P121.D |              |
|       | 1x24 | 79   | 591x65x80  | -         | -  | 1,5 | 90213.P124.A | 90213.P124.C | 90213.P124.D |              |
|       | 1x28 | 77   | 1191x65x80 | -         | -  | 2,7 | 90213.P128.A | 90213.P128.C | 90213.P128.D |              |
|       | 1x35 | 75   | 1491x65x80 | •         | •  | 3,4 | 90213.P135.A | 90213.P135.C | 90213.P135.D |              |
|       | 1x39 | 74   | 891x65x80  | -         | -  | 1,9 | 90213.P139.A | 90213.P139.C | 90213.P139.D |              |
|       | 1x49 | 75   | 1491x65x80 | •         | •  | 3,4 | 90213.P149.A | 90213.P149.C | 90213.P149.D |              |
|       | 1x54 | 76   | 1191x65x80 | -         | -  | 2,7 | 90213.P154.A | 90213.P154.C | 90213.P154.D |              |
|       | 1x80 | 84   | 1491x65x80 | •         | •  | 3,4 | 90213.P180.A | 90213.P180.C | 90213.P180.D |              |

#### BLINE - Opal polycarbonate diffuser


| LAMP* | W    | η(%) | AxBxC (mm) | K1        | K3 | Kg  | HF           | DSI          | DALI         |              |
|-------|------|------|------------|-----------|----|-----|--------------|--------------|--------------|--------------|
|       | T5   | 1x14 | 51         | 591x65x80 | -  | -   | 1,5          | 90197.P114.A | 90197.P114.C | 90197.P114.D |
|       | 1x21 | 54   | 891x65x80  | -         | -  | 1,9 | 90197.P121.A | 90197.P121.C | 90197.P121.D |              |
|       | 1x24 | 53   | 591x65x80  | -         | -  | 1,5 | 90197.P124.A | 90197.P124.C | 90197.P124.D |              |
|       | 1x28 | 56   | 1191x65x80 | -         | -  | 2,7 | 90197.P128.A | 90197.P128.C | 90197.P128.D |              |
|       | 1x35 | 55   | 1491x65x80 | •         | •  | 3,4 | 90197.P135.A | 90197.P135.C | 90197.P135.D |              |
|       | 1x39 | 52   | 891x65x80  | -         | -  | 1,9 | 90197.P139.A | 90197.P139.C | 90197.P139.D |              |
|       | 1x49 | 53   | 1491x65x80 | •         | •  | 3,4 | 90197.P149.A | 90197.P149.C | 90197.P149.D |              |
|       | 1x54 | 57   | 1191x65x80 | -         | -  | 2,7 | 90197.P154.A | 90197.P154.C | 90197.P154.D |              |
|       | 1x80 | 60   | 1491x65x80 | •         | •  | 3,4 | 90197.P180.A | 90197.P180.C | 90197.P180.D |              |

\*Lamp not included.

Example code for order: 90213.P135.D (DALI) + 910401 + 940500 + 970002 (OPTIONS)

We reserve the right to make technical changes without prior notice. Electrical/Optical data are subjected to a tolerance of +/-10%.

DAM - Microprismatic diffuser

| LAMP*  | W  | η(%) | AxBxC (mm) | K1         | K3 | Kg | HF  | DSI          | DALI         |              |
|--|----|------|------------|------------|----|----|-----|--------------|--------------|--------------|
|  | T5 | 1x14 | 61         | 591x65x80  | -  | -  | 1,5 | 90212.P114.A | 90212.P114.C | 90212.P114.D |
|  |    | 1x21 | 65         | 891x65x80  | -  | -  | 1,9 | 90212.P121.A | 90212.P121.C | 90212.P121.D |
|  |    | 1x24 | 67         | 591x65x80  | -  | -  | 1,5 | 90212.P124.A | 90212.P124.C | 90212.P124.D |
|  |    | 1x28 | 66         | 1191x65x80 | -  | -  | 2,7 | 90212.P128.A | 90212.P128.C | 90212.P128.D |
|  |    | 1x35 | 66         | 1491x65x80 | •  | •  | 3,4 | 90212.P135.A | 90212.P135.C | 90212.P135.D |
|  |    | 1x39 | 64         | 891x65x80  | -  | -  | 1,9 | 90212.P139.A | 90212.P139.C | 90212.P139.D |
|  |    | 1x49 | 71         | 1491x65x80 | •  | •  | 3,4 | 90212.P149.A | 90212.P149.C | 90212.P149.D |
|  |    | 1x54 | 65         | 1191x65x80 | -  | -  | 2,7 | 90212.P154.A | 90212.P154.C | 90212.P154.D |
|  |    | 1x80 | 76         | 1491x65x80 | •  | •  | 3,4 | 90212.P180.A | 90212.P180.C | 90212.P180.D |

COLOUR / FINISH

| Code | Description      |
|------|------------------|
| W    | White (RAL 9016) |
| B    | Black (RAL 9005) |

OPTIONS

Suspension



Suspension Type "I" (x2)  
Suspension Type "I" (x1)

Order code  
**910401**  
**910400**


Current supply cable



1,5 m transparent current cable 0,75 mm<sup>2</sup>  
3 x 0,75 mm<sup>2</sup>  
5 x 0,75 mm<sup>2</sup>  
7 x 0,75 mm<sup>2</sup>  
1,5 m transparent current cable 1,5 mm<sup>2</sup>  
3 x 1,5 mm<sup>2</sup>  
5 x 1,5 mm<sup>2</sup>

Order code  
**940400**  
**940500**  
**940600**  
**940300**  
**940000**

Ceiling rose



Colour of ceiling rose  
Grey  
White  
Black

Order code  
**970002**  
**970000**  
**970001**

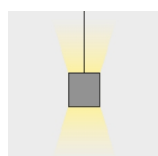
Emergency unit



Emergency unit 3 hours  
Emergency unit 1 hour

Order code  
**K3**  
**K1**

Direct and indirect light




Direct and indirect light with 80:20 ratio

Order code  
**D/I**

• Only available for 35/49/80w HF.

We reserve the right to make technical changes without prior notice.  
Electrical/Optical data are subjected to a tolerance of +/-10%.

### DETAILS



Clip-in polycarbonate diffuser



Clip-in aluminium louvre



Screwless end cap

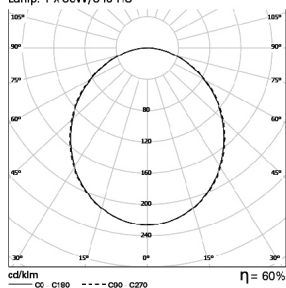


Suspended version

### PHOTOMETRY

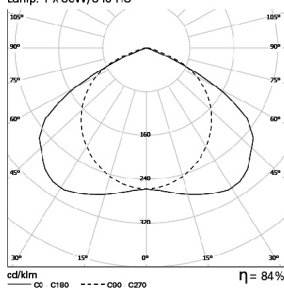
#### REBA 65 1x80W BLINE

Lamp: 1 x 80W/840 HO



#### REBA 65 1x80W PB

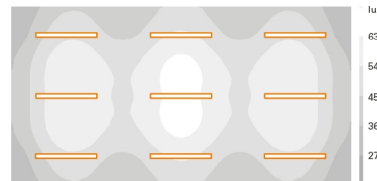
Lamp: 1 x 80W/840 HO



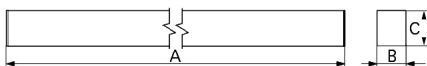
### PERFORMANCE

#### REBA 65 PB

LAMPS: 1 x 49W  
SPACING: 8,7m x 4,6m  
CEILING HEIGHT: 2,8m  
MAINTENANCE: 0,8  
REFLECTANCE: 70/50/20  
WORKING PLACE: 0,8m  
ILLUMINANCE: 501 lux



### DIMENSIONS



#### TO SPECIFY:

Surface mounted or suspended T5(G5) luminaire, individually mounted with 65mm width extruded aluminium profile, anodised in natural colour. Polycarbonate end caps and PB louvre, BLINE polycarbonate or DAM microprismatic diffuser. Available with HF, DSI or DALI control gear. Optional direct/ indirect version, 1 or 3 hours emergency, suspensions and ceiling rose – as Roxo Lighting REBA 65.