

Norms: EN 60598-1, EN 60598-2-2



### PRODUCT DESCRIPTION

**Areas of Application:** Commercial and Business areas, Public buildings, Housing, Offices, Hotel and Restaurant services, Art and Culture spaces.

**Mounting:** Ceiling recessed.

**Light Distribution:** Direct.

**Light Source:** T5 (G5) lamp.

**Control Gear:** Electronic equipment, 220-240VAC-50/60Hz.


**Materials:** Body: Extruded aluminium profile.

**Surface Finish:** Anodised in natural colour.


**Fixing system:** Brackets.



#### PB - Polished double parabolic louvre

LAMP*	W	η(%)	AxBxC (mm)	⌈	K1	K3	Kg	HF	DSI	DALI	
	T5	1x14	73	601x77x80	595x70	-	-	1,5	90203.P114.A	90203.P114.C	90203.P114.D
	1x21	77	901x77x80	895x70	-	-	1,9	90203.P121.A	90203.P121.C	90203.P121.D	
	1x24	79	601x77x80	595x70	-	-	1,5	90203.P124.A	90203.P124.C	90203.P124.D	
	1x28	77	1201x77x80	1195x70	-	-	2,7	90203.P128.A	90203.P128.C	90203.P128.D	
	1x35	75	1501x77x80	1495x70	•	•	3,4	90203.P135.A	90203.P135.C	90203.P135.D	
	1x39	74	901x77x80	895x70	-	-	1,9	90203.P139.A	90203.P139.C	90203.P139.D	
	1x49	75	1501x77x80	1495x70	•	•	3,4	90203.P149.A	90203.P149.C	90203.P149.D	
	1x54	76	1201x77x80	1195x70	-	-	2,7	90203.P154.A	90203.P154.C	90203.P154.D	
	1x80	84	1501x77x80	1495x70	•	•	3,4	90203.P180.A	90203.P180.C	90203.P180.D	

#### BLINE - Opal polycarbonate diffuser

LAMP*	W	η(%)	AxBxC (mm)	⌈	K1	K3	Kg	HF	DSI	DALI	
	T5	1x14	51	601x77x80	595x70	-	-	1,5	90199.P114.A	90199.P114.C	90199.P114.D
	1x21	54	901x77x80	895x70	-	-	1,9	90199.P121.A	90199.P121.C	90199.P121.D	
	1x24	53	601x77x80	595x70	-	-	1,5	90199.P124.A	90199.P124.C	90199.P124.D	
	1x28	56	1201x77x80	1195x70	-	-	2,7	90199.P128.A	90199.P128.C	90199.P128.D	
	1x35	55	1501x77x80	1495x70	•	•	3,4	90199.P135.A	90199.P135.C	90199.P135.D	
	1x39	52	901x77x80	895x70	-	-	1,9	90199.P139.A	90199.P139.C	90199.P139.D	
	1x49	53	1501x77x80	1495x70	•	•	3,4	90199.P149.A	90199.P149.C	90199.P149.D	
	1x54	57	1201x77x80	1195x70	-	-	2,7	90199.P154.A	90199.P154.C	90199.P154.D	
	1x80	60	1501x77x80	1495x70	•	•	3,4	90199.P180.A	90199.P180.C	90199.P180.D	

\*Lamp not included.

Example code for order: 90203.P135.D (DALI)

We reserve the right to make technical changes without prior notice.  
Electrical/Optical data are subjected to a tolerance of +/-10%.

### COLOUR / FINISH

Code	Description
W	White (RAL 9016)
B	Black (RAL 9005)

### OPTIONS


#### Emergency unit




Emergency unit 3 hours  
Emergency unit 1 hour

Order code  
**K3**  
**K1**

### DETAILS



Clip-in polycarbonate diffuser

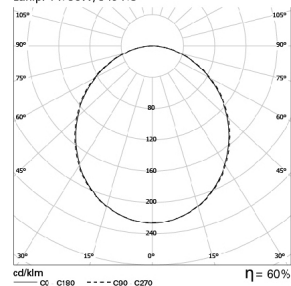


Clip-in aluminium louvre

### PHOTOMETRY

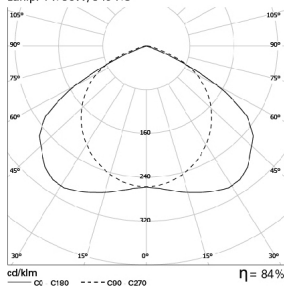
#### REBA 65/E 1x80W BLINE

Lamp: 1 x 80W/840 HO



#### REBA 65/E 1x80W PB

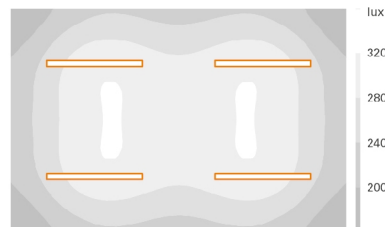
Lamp: 1 x 80W/840 HO



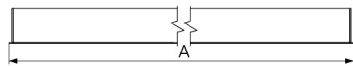
### PERFORMANCE

#### REBA 65 /E BLINE

LAMPS: 1 x 49W  
SPACING: 5,4m x 3,6m  
CEILING HEIGHT: 2,8m  
MAINTENANCE: 0,8  
REFLECTANCE: 70/50/20  
WORKING PLACE: 0,8m  
ILLUMINANCE: 268 lux



### DIMENSIONS



### RECESSED DIMENSIONS



For this version the cutting width is 70 mm.



#### TO SPECIFY:

Linear recessed T5(G5) luminaire, individually mounted with 77mm width extruded aluminium profile, anodised in natural colour. Polycarbonate end caps and PB louvre or BLINE polycarbonate diffuser. Available with HF, DSI or DALI control gear. Optional 1 or 3 hours emergency – as Indelague REBA 65 /E.

We reserve the right to make technical changes without prior notice. Electrical/Optical data are subjected to a tolerance of +/-10%.