



LED



Norms: EN 60598-1, EN 60598-2-2



### PRODUCT DESCRIPTION

**Areas of Application:** Commercial and Business areas, Public buildings, Housing, Offices, Hotel and Restaurant services, Art and Culture spaces.

**Mounting:** Ceiling recessed.

**Light Distribution:** Direct.

**Light Source:** LED 4000K, CRI>80, 50.000h life (@L80, B10, Ta 25 C).

**Control Gear:** LED driver, 220-240VAC-50/60Hz.

**Materials:** Body: Extruded aluminium profile.

**Surface Finish:** Anodised in natural colour.

**Fixing system:** Brackets.

#### bGLARE - Microprismatic diffuser

LAMP	UGR	W	lm	lm/W	η(%)	AxBxC (mm)	█	K1	K3	kg	HF	DALI
LED	≤19	24	3039	80	63	858x77x80	850x71	-	-	2,5	90344.L130.E	90344.L130.H
	≤19	30	4052	88	65	1138x77x80	1130x71	-	-	3	90344.L140.E	90344.L140.H
	≤19	37	5065	88	64	1418x77x80	1410x71	•	•	3,5	90344.L150.E	90344.L150.H
	≤19	42	6078	91	63	1698x77x80	1690x71	•	•	5	90344.L160.E	90344.L160.H
	-	49	7091	63	94	1980x77x80	1972x71	•	•	5,5	90344.L170.E	90344.L170.H
	-	61	8104	85	64	2260x77x80	2252x71	•	•	6	90344.L180.E	90344.L180.H
	-	67	9117	88	65	2540x77x80	2532x71	•	•	6,5	90344.L190.E	90344.L190.H
	-	74	10130	88	64	2820x77x80	2812x71	•	•	7	90344.L100.E	90344.L100.H

#### bLINE - Opal polycarbonate diffuser

LAMP	UGR	W	lm	lm/W	η(%)	AxBxC (mm)	█	K1	K3	kg	HF	DALI
LED	≤25	30	3870	84	65	858x77x80	850x71	-	-	2,5	90199.L130.E	90199.L130.H
	≤25	39	5160	90	68	1138x77x80	1130x71	-	-	3	90199.L140.E	90199.L140.H
	≤25	47	6450	88	64	1418x77x80	1410x71	•	•	3,5	90199.L150.E	90199.L150.H
	≤25	56	7740	90	65	1698x77x80	1690x71	•	•	5	90199.L160.E	90199.L160.H
	-	64	9030	95	67	1980x77x80	1972x71	•	•	5,5	90199.L170.E	90199.L170.H
	-	77	10320	87	65	2260x77x80	2252x71	•	•	6	90199.L180.E	90199.L180.H
	-	86	11610	89	66	2540x77x80	2532x71	•	•	6,5	90199.L190.E	90199.L190.H
	-	94	12900	88	64	2820x77x80	2812x71	•	•	7	90199.L100.E	90199.L100.H

#### COLOUR / FINISH

Code	Description
□ W	White

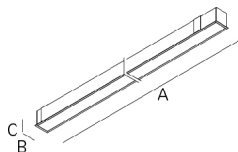
Example code for order: 90344.L150.E (HF) + 3000 + 955000 + K3 (OPTIONS)

We reserve the right to make technical changes without prior notice.  
Electrical/Optical data are subjected to a tolerance of +/-10%.

### COLOUR / FINISH


Code	Description
■ B	Black (RAL 9005)

### DIMENSIONS



### OPTIONS

#### Colour temperature



3000K  
Tunable White

Order code

**3000**  
**T000**

#### Steel safety cable



Steel safety cable

Order code

**955000**

#### Emergency unit



Emergency unit 3 hours  
Emergency unit 1 hour

- Test function by telecommand signal.

Order code

**K3**  
**K1**

#### Low power version




Option supplied under request.

### DETAILS



Clip-in diffuser system

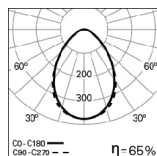


Bracket

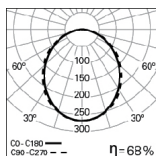


End caps without screws

### PHOTOMETRY

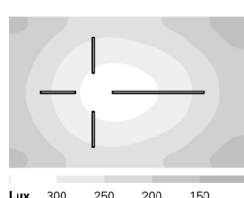


REBA 65 /E LED 30W  
bGLARE 4000K



REBA 65 /E LED 39W  
bLINE 4000K

### PERFORMANCE



#### REBA 65 /E LED bLINE

LED: (3 x 39W) + (1 x 77W)  
DIMENSIONS: 8m x 5m  
HEIGHT: 4m  
MAINTENANCE: 0,8  
REFLECTANCE: 70/50/20  
WORKING PLACE: 0m  
ILLUMINANCE  $E_{m'}$ : 225 lux  
UGR:  $\leq 17$

### TO SPECIFY:

Linear recessed LED luminaire, individually mounted and 77 mm width. Extruded aluminium profile, anodized in natural colour. Polycarbonate screwless end caps and polycarbonate bLINE or bGLARE diffuser. Standard version with 4000K, CRI>80 and 50000h lifetime (@L80, B10, Ta 25 C). Optional DALI dimmable driver, 3000K or Tunable White technology and 1 or 3 hours emergency unit. – as Indelague REBA 65 /E LED

We reserve the right to make technical changes without prior notice.  
Electrical/Optical data are subjected to a tolerance of +/-10%.