



LED



Norms: EN 60598-1, EN 60598-2-1



PRODUCT DESCRIPTION

Areas of Application: Commercial and Business areas, Public buildings, Housing, Offices, Hotel and Restaurant services, Art and Culture spaces.

Mounting: Surface/Suspended.

Light Distribution: Direct.

Light Source: LED 4000K, CRI>80, 50.000h life (@L80, B10, Ta 25 C).

Control Gear: LED driver, 220-240VAC-50/60Hz.

Materials: Body: Extruded aluminium profile.

Surface Finish: Anodised in natural colour.

bGLARE - Microprismatic diffuser

LAMP	UGR	W	lm	lm/W	η(%)	AxBxC (mm)	K1	K3	kg	HF	DALI
LED	≤19	24	3039	80	63	848x65x80	-	-	2,5	90212.L130.E	90212.L130.H
	≤19	30	4052	88	65	1128x65x80	-	-	3,0	90212.L140.E	90212.L140.H
	≤19	37	5065	88	64	1408x65x80	•	•	3,5	90212.L150.E	90212.L150.H
	≤19	42	6078	91	63	1688x65x80	•	•	5,0	90212.L160.E	90212.L160.E
	-	49	7091	93	64	1970x65x80	•	•	5,5	90212.L170.E	90212.L170.H
	-	61	8104	85	64	2250x65x80	•	•	6,0	90212.L180.E	90212.L180.H
	-	67	9117	88	65	2530x65x80	•	•	6,5	90212.L190.E	90212.L190.H
	-	74	10130	88	64	2810x65x80	•	•	7,0	90212.L100.E	90212.L100.H

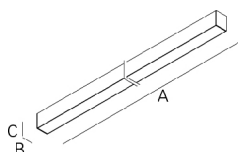
bLINE - Opal polycarbonate diffuser

LAMP	UGR	W	lm	lm/W	η(%)	AxBxC (mm)	K1	K3	kg	HF	DALI
LED	≤25	30	3870	84	65	848x65x80	-	-	2,5	90197.L130.E	90197.L130.H
	≤25	39	5160	90	68	1128x65x80	-	-	3,0	90197.L140.E	90197.L140.H
	≤25	47	6450	88	64	1408x65x80	•	•	3,5	90197.L150.E	90197.L150.H
	≤25	56	7740	90	65	1688x65x80	•	•	5,0	90197.L160.E	90197.L160.H
	-	64	9030	95	67	1970x65x80	•	•	5,5	90197.L170.E	90197.L170.H
	-	77	10320	87	65	2250x65x80	•	•	6,0	90197.L180.E	90197.L180.H
	-	86	11610	89	66	2530x65x80	•	•	6,5	90197.L190.E	90197.L190.H
	-	94	12900	88	64	2810x65x80	•	•	7,0	90197.L100.E	90197.L100.H

COLOUR / FINISH

Code	Description
□ W	White
■ B	Black

DIMENSIONS




Example code for order: 90212.L150.H (DALI) + 3000 + 971400 + 941200 + 910409 + K3 (OPTIONS)

We reserve the right to make technical changes without prior notice. Electrical/Optical data are subjected to a tolerance of +/-10%.

OPTIONS

Colour temperature



3000K
Tunable white

Order code
3000
T000

Ceiling rose



Recessed
Grey
White
Black
Surface
Grey
White
Black

Order code
971402
971400
971401
971702
971700
971701

Current supply cable



1,5 m transparent current cable 0,75 mm²
3 x 0,75 mm²
5 x 0,75 mm²
1,5 m transparent current cable 1,5 mm²
3 x 1,5 mm²
5 x 1,5 mm²
7 x 1,5 mm²
9 x 1,5 mm²

Order code
940400
940500
940100
940000
940100
941200

Suspension



Suspension Type "I" (x2)

Order code
910409

Emergency unit



Emergency unit 3 hours
Emergency unit 1 hour

Order code
K3
K1


• Test function by telecommand signal.

Low power version



Option supplied under request.


DETAILS



Clip-in diffuser system

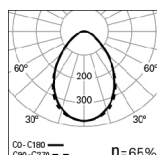


Suspension detail

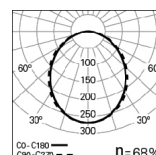


End caps without visible screws

PHOTOMETRY

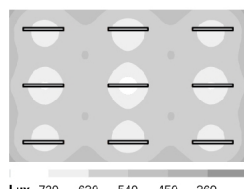


REBA 65 LED 30W
bGLARE 4000K



REBA 65 LED 39W
bLINE 4000K

PERFORMANCE



REBA 65 LED bGLARE

LED: 30W
DIMENSIONS: 6,7m x 4,6m
HEIGHT: 2,8m
MAINTENANCE: 0,8
REFLECTANCE: 70/50/20
WORKING PLACE: 0,8m
ILLUMINANCE E_{min}: 548 lux
UGR: ≤17

TO SPECIFY:

Linear surface or suspended LED luminaire, individually mounted and 65 mm width. Extruded aluminium profile, anodised in natural colour. Polycarbonate end caps without visible screws and polycarbonate bLINE or bGLARE diffuser. Standard version with 4000K, CRI>80 and 50.000h lifetime (@L80, B10, Ta 25 C). Optional 3000K, DALI dimmable driver, TunableWhite technology and 1 or 3 hours emergency unit. Suspension kit, current supply cable and ceiling rose as accessories. – as Indelague REBA 65 LED.

We reserve the right to make technical changes without prior notice.
Electrical/Optical data are subjected to a tolerance of +/-10%.