

LED



Norms: EN 60598-1, EN 60598-2-1



### PRODUCT DESCRIPTION

**Areas of Application:** Commercial and Business areas, Public buildings, Housing, Offices, Hotel and Restaurant services, Art and Culture spaces.

**Mounting:** Surface/Suspended.

**Light Distribution:** Direct.

**Light Source:** LED 4000K, CRI>80, 50.000h life (@L80, B10, Ta 25 C).

**Control Gear:** LED driver, 220-240VAC-50/60Hz.

**Materials:** Body: Extruded aluminium profile.

**Surface Finish:** Anodised in natural colour.

bGLARE - Microprismatic diffuser (middle)

LAMP	UGR	W	lm	lm/W	η(%)	AxBxC (mm)	K1	K3	Ig	HF	DALI
LED	≤19	24	3039	80	63	842x65x80	-	-	2,5	90338.L130.E	90338.L130.H
	≤19	30	4052	88	65	1122x65x80	-	-	3,0	90338.L140.E	90338.L140.H
	≤19	37	5065	88	64	1402x65x80	•	•	3,5	90338.L150.E	90338.L150.H
	≤19	42	6078	91	63	1682x65x80	•	•	5,0	90338.L160.E	90338.L160.H
	-	49	7091	93	64	1964x65x80	•	•	5,5	90338.L170.E	90338.L170.H
	-	61	8104	85	64	2244x65x80	•	•	6,0	90338.L180.E	90338.L180.H
	-	67	9117	88	65	2524x65x80	•	•	6,5	90338.L190.E	90338.L190.H
	-	74	10130	88	64	2804x65x80	•	•	7,0	90338.L100.E	90338.L100.H

Add suffix to order: Start - 00000.0000.0.0049 End - 00000.0000.0.0050

bLINE - Opal polycarbonate diffuser (middle)

LAMP	UGR	W	lm	lm/W	η(%)	AxBxC (mm)	K1	K3	kg	HF	DALI
LED	≤25	30	3870	84	65	842x65x80	-	-	2,5	90198.L130.E	90198.L130.H
	≤25	39	5460	90	68	1122x65x80	-	-	3,0	90198.L140.E	90198.L140.H
	≤25	47	6450	88	64	1402x65x80	•	•	3,5	90198.L150.E	90198.L150.H
	≤25	56	7740	90	65	1682x65x80	•	•	5,0	90198.L160.E	90198.L160.H
	-	64	9030	95	67	1964x65x80	•	•	5,5	90198.L170.E	90198.L170.H
	-	77	10320	87	65	2244x65x80	•	•	6,0	90198.L180.E	90198.L180.H
	-	86	11610	89	66	2524x65x80	•	•	6,5	90198.L190.E	90198.L190.H
	-	94	12900	88	64	2804x65x80	•	•	7,0	90198.L100.E	90198.L100.H

Add suffix to order: Start - 00000.0000.0.0049 End - 00000.0000.0.0050

**Please note:**

- To complete a line, start kit will be necessary. Please order separately.
- Dimensions without end caps, please add 6mm to complete the line.

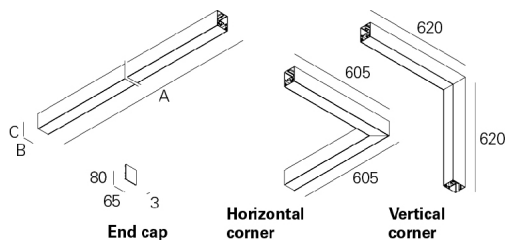
Example code for order: 90338.L150.E.0049 (START) + 90338.L150.E (MIDDLE) + 90338.L150.E.0050 (END) + 3000 + 920700 + (2x) 9460 + (2x) 965200 + (2x) 930500 + 971400 + 940100 + (3x) 910409 + K3 (OPTIONS)

We reserve the right to make technical changes without prior notice. Electrical/Optical data are subjected to a tolerance of +/-10%.

### COLOUR / FINISH


Code	Description
□ W	White
■ B	Black

### DIMENSIONS



### OPTIONS


#### Colour temperature



3000K  
Tunable white

Order code  
**3000**  
**T000**


#### Start Kit



Start kit  
• Two end caps included.

Order code  
**920700**

#### Through-wiring



1,5 mm<sup>2</sup> through-wiring  
3 x 1,5 mm<sup>2</sup>  
5 x 1,5 mm<sup>2</sup>  
7 x 1,5 mm<sup>2</sup>  
9 x 1,5 mm<sup>2</sup>  
2,5 mm<sup>2</sup> through-wiring  
3 x 2,5 mm<sup>2</sup>  
5 x 2,5 mm<sup>2</sup>  
7 x 2,5 mm<sup>2</sup>  
9 x 2,5 mm<sup>2</sup>

Order code  
**9456**  
**9457**  
**9460**  
**9486**  
**9458**  
**9459**  
**9461**  
**9487**

#### Connectors



KIT 7-pole WAGO (male and female)  
Connector 7-pole WAGO male  
Connector 7-pole WAGO female

Order code  
**965200**  
**965201**  
**965202**

#### Body connector KIT



Body connector  
• Galvanised connector, includes screws.

Order code  
**930500**

#### Light corners (bGLARE)



Horizontal corner  
30W HF  
30W DALI  
Vertical corner  
30W HF  
30W DALI

Order code  
**90338.H210.E**  
**90338.H210.H**  
**90338.V210.E**  
**90338.V210.H**

• LED light corner luminaire includes complete gear tray with non-Dimmable or DALI LED driver and bGLARE polycarbonate diffuser.

#### Light corners (bLINE)



Horizontal corner  
39W HF  
39W DALI  
Vertical corner  
39W HF  
39W DALI

Order code  
**90198.H210.E**  
**90198.H210.H**  
**90198.V210.E**  
**90198.V210.H**

• LED light corner luminaire includes complete gear tray with non-Dimmable or DALI LED driver and bLINE diffuser.

#### Ceiling rose



Recessed  
Grey  
White  
Black  
Surface  
Grey  
White  
Black

Order code  
**971402**  
**971400**  
**971401**  
**971702**  
**971700**  
**971701**

We reserve the right to make technical changes without prior notice.  
Electrical/Optical data are subjected to a tolerance of +/-10%.

### Current supply cable



	Order code
1,5 m transparent cable 0,75 mm <sup>2</sup>	
3 x 0,75 mm <sup>2</sup>	<b>940400</b>
5 x 0,75 mm <sup>2</sup>	<b>940500</b>
1,5 m transparent cable 1,5 mm <sup>2</sup>	
3 x 1,5 mm <sup>2</sup>	<b>940300</b>
5 x 1,5 mm <sup>2</sup>	<b>940000</b>
7 x 1,5 mm <sup>2</sup>	<b>940100</b>
9 x 1,5 mm <sup>2</sup>	<b>941200</b>

### Suspension



	Order code
Suspension Type "I" (x2)	<b>910409</b>
Suspension Type "I" (x1)	<b>910408</b>

### Blank parts



	Order code
1,5m length	<b>991300</b>
3m length	<b>991301</b>

• Includes empty aluminium body and blanking cover.

### Emergency unit



	Order code
Emergency unit 3 hours	<b>K3</b>
Emergency unit 1 hour	<b>K1</b>

• Test function by telecommand signal.

### Low power version



Option supplied under request.

### Bespoke projects



Option supplied under request.


### DETAILS



Clip-in diffuser system

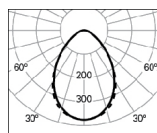


Suspension detail

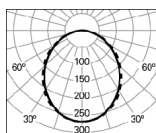


End caps without visible screws

### PHOTOMETRY



REBA 65 LED Line 30W  
bGLARE 4000K



REBA 65 LED Line 39W  
bLINE 4000K

### TO SPECIFY:

Linear surface or suspended LED luminaire for continuous line and 65 mm width. Extruded aluminium profile, anodised in natural colour. Polycarbonate end caps without visible screws and polycarbonate bLINE or bGLARE diffuser. Standard version with 4000K, CRI>80 and 50.000h lifetime (@L80, B10, Ta 25 C). Optional 3000K, DALI dimmable driver, TunableWhite technology, connectors, light corners and 1 or 3 hours emergency unit. Suspension kit, current supply cable and ceiling rose as accessories. – as Indelague REBA 65 LED Line

We reserve the right to make technical changes without prior notice. Electrical/Optical data are subjected to a tolerance of +/-10%.