

Norms: EN 60598-1, EN 60598-2-1



PRODUCT DESCRIPTION

Areas of Application: Commercial and Business areas, Public buildings, Housing, Offices, Hotel and Restaurant services, Art and Culture spaces.

Mounting: Surface/Suspended.

Light Distribution: Direct.

Light Source: T5 (G5) lamp.

Control Gear: Electronic equipment, 220-240VAC-50/60Hz.

Materials: Body: Extruded aluminium profile.

Surface Finish: Anodised in natural colour.

PB - Polished double parabolic louvre (middle)

LAMP*	W	η(%)	A1xB1xC1 (mm)	K1	K3	Kg	HF	DSI	DALI	
	T5	1x14**	73	585x65x80	-	-	1	90214.P114.A	90214.P114.C	90214.P114.D
		1x21	77	885x65x80	-	-	1	90214.P121.A	90214.P121.C	90214.P121.D
		1x24**	79	585x65x80	-	-	1	90214.P124.A	90214.P124.C	90214.P124.D
		1x28	77	1185x65x80	-	-	2	90214.P128.A	90214.P128.C	90214.P128.D
		1x35	75	1485x65x80	•	•	3	90214.P135.A	90214.P135.C	90214.P135.D
		1x39	74	885x65x80	-	-	1	90214.P139.A	90214.P139.C	90214.P139.D
		1x49	75	1485x65x80	•	•	3	90214.P149.A	90214.P149.C	90214.P149.D
		1x54	76	1185x65x80	-	-	2	90214.P154.A	90214.P154.C	90214.P154.D
		1x80	84	1485x50x80	•	•	3	90214.P180.A	90214.P180.C	90214.P180.D

Add suffix to order: Start - 00000.0000.0.0049 End - 00000.0000.0.0050

BLINE - Opal polycarbonate diffuser (middle)

LAMP*	W	η(%)	A1xB1xC1 (mm)	K1	K3	Kg	HF	DSI	DALI	
	T5	1x14**	51	485x65x80	-	-	1,5	90198.P114.A	90198.P114.C	90198.P114.D
		1x21	54	785x65x80	-	-	1,9	90198.P121.A	90198.P121.C	90198.P121.D
		1x24**	53	485x65x80	-	-	1,5	90198.P124.A	90198.P124.C	90198.P124.D
		1x28	56	1085x65x80	-	-	2,7	90198.P128.A	90198.P128.C	90198.P128.D
		1x35	55	1385x65x80	•	•	3,4	90198.P135.A	90198.P135.C	90198.P135.D
		1x39	52	785x65x80	-	-	1,9	90198.P139.A	90198.P139.C	90198.P139.D
		1x49	53	1385x65x80	•	•	3,4	90198.P149.A	90198.P149.C	90198.P149.D
		1x54	57	1085x65x80	-	-	2,7	90198.P154.A	90198.P154.C	90198.P154.D
		1x80	60	1385x65x80	•	•	3,4	90198.P180.A	90198.P180.C	90198.P180.D

Add suffix to order: Start - 00000.0000.0.0049 End - 00000.0000.0.0050

Please note:

To complete a line, Start kit will be necessary. Please order separately.
 Dimensions without end caps, add 6mm to complete the line.
 **14/24W version only available as end part of the line.











*Lamp not included.
 Example code for order: 90214.P135.D.0049 (START) + 90214.P149.D (MIDDLE) + 90214.P135.D.0050 (END) + 920700 + (2x) 9463 + (2x) 965200 + (2x) 930500 + (3x) 910401 + 940500 + 970002 (OPTIONS)

We reserve the right to make technical changes without prior notice.
 Electrical/Optical data are subjected to a tolerance of +/-10%.

COLOUR / FINISH

Code	Description
W	White (RAL 9016)
B	Black (RAL 9005)

OPTIONS

Start Kit		Order code	Through-wiring		Order code
	Start kit	920700		1,5 mm2 through-wiring	
	• Two end caps included.			3 x 1,5 mm2	9462
				5 x 1,5 mm2	9463
				7 x 1,5 mm2	9466
				2,5 mm2 through-wiring	
				3 x 2,5 mm2	9464
				5 x 2,5 mm2	9465
				7 x 2,5 mm2	9467
Connectors			Body connector KIT		
	KIT 7-pole WAGO (male and female)	Order code 965200		Body connector	Order code 930500
	Connector 7-pole WAGO male	965201		• Galvanised connector, includes screws.	
	Connector 7-pole WAGO female	965202			
Light corners			Suspension		
	Horizontal corner	Order code		Suspension Type "I" (x2)	Order code 910401
	14w (530x530mm)	90198.H214		Suspension Type "I" (x1)	910400
	24w (530x530mm)	90198.H224			
	Vertical corner				
	14w (535x535mm)	90198.V214			
	24w (535x535mm)	90198.V224			
• T5 (G5) light corner with not dimmable ballast and BLINE polycarbonate diffuser included.					
Current supply cable			Ceiling rose		
	1,5 m transparent current cable 0,75 mm2	Order code		Colour of ceiling rose	Order code
	3 x 0,75 mm2	940400		Grey	970002
	5 x 0,75 mm2	940500		White	970000
	7 x 0,75 mm2	940600		Black	970001
	1,5 m transparent current cable 1,5 mm2				
	3 x 1,5 mm2	940300			
5 x 1,5 mm2	940000				
Blank parts			Emergency unit		
	1,5m length	Order code 991300		Emergency unit 3 hours	Order code K3
	3m length	991301		Emergency unit 1 hour	K1
• Includes empty aluminium body and blanking cover.					


We reserve the right to make technical changes without prior notice.
Electrical/Optical data are subjected to a tolerance of +/-10%.

Bespoke projects



Please note:
This option can be supplied on request.

DETAILS



Clip-in polycarbonate diffuser



Clip-in aluminium louvre



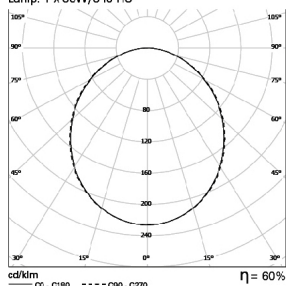
Screwless end cap



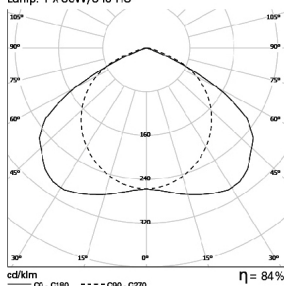
Suspended version

PHOTOMETRY

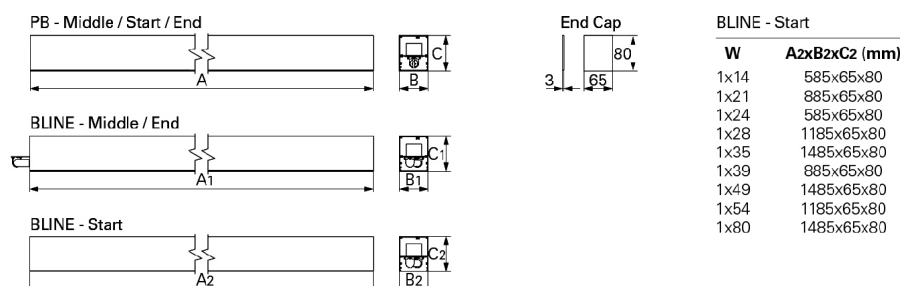
REBA 65 Line 1x80W BLINE
Lamp: 1 x 80W/840 HO



REBA 65 Line 1x80W PB
Lamp: 1 x 80W/840 HO



DIMENSIONS



TO SPECIFY:

Surface mounted or suspended T5(G5) luminaire for continuous line with 65mm width extruded aluminium profile, anodised in natural colour. Polycarbonate end caps and PB louvre or BLINE polycarbonate diffuser. Available with HF, DSI or DALI control gear. Optional light corners, 1 or 3 hours emergency, suspensions and ceiling rose – as Indelague REBA 65 Line.

We reserve the right to make technical changes without prior notice.
Electrical/Optical data are subjected to a tolerance of +/-10%.