

**LED**



Norms: EN 60598-1, EN 60598-2-1



IP 20

bLINE  
960°C

230V/50Hz

### PRODUCT DESCRIPTION

**Areas of Application:** Commercial and Business areas, Public buildings, Housing, Offices, Hotel and Restaurant services, Art and Culture spaces.

**Mounting:** Suspended.

**Light Distribution:** Direct / Indirect.

**Light Source:** LED 4000K, CRI>80, 50.000h life (@L80, B10, Ta 25 C).

**Control Gear:** LED driver, 220-240VAC-50/60Hz.

**Materials:** Body: Extruded aluminium profile.

**Surface Finish:** Anodised in natural colour.

bLINE - Opal polycarbonate diffuser | 70% (Direct) + 30% (Indirect) (middle)

LAMP	UGR	W	Lm	Lm/W	η(%)	AxBxC (mm)	K1	K3	Kg	HF	DALI
LED	≤22	54	7212	84	63	1122x50x140	-	-	4,5	90142.L140.E	90142.L140.H
	≤22	67	9186	86	63	1402x50x140	•	•	5,5	90142.L150.E	90142.L150.H
	≤22	80	11160	88	63	1682x50x140	•	•	6,5	90142.L160.E	90142.L160.H
	-	108	14424	84	63	2244x50x140	•	•	9	90142.L180.E	90142.L180.H
	-	121	16398	85	63	2524x50x140	•	•	10	90142.L190.E	90142.L190.H
	-	134	18372	86	63	2804x50x140	•	•	11	90142.L100.E	90142.L100.H

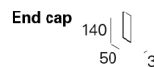
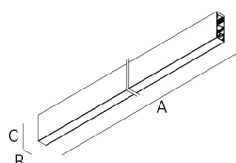
Add suffix to order: Start - 00000.0000.0.0049 End - 00000.0000.0.0050

- To complete the product add suspension, current supply cable and ceiling rose. Please order separately.
- To complete a line, start kit will be necessary. Please order separately.
- Dimensions without end caps, please add 6mm to complete the line.

### COLOUR / FINISH

Code	Description
W	White
B	Black

### DIMENSIONS



Example code for order: 90142.L150.H.0049 (START) + 90142.L150.H (MIDDLE) + 90142.L150.H.0050 (END) + 3000 + 922200 + (2x) 9457 + (2x) 965100 + (2x) 931100 + (3x) 910401 + 940500 + 971700 (OPTIONS)

We reserve the right to make technical changes without prior notice. Electrical/Optical data are subjected to a tolerance of +/-10%.

### OPTIONS


#### Colour temperature



3000K  
Tunable white

Order code  
**3000**  
**T000**


#### Start kit



Start kit  
• Two end caps included

Order code  
**922200**

#### Through-wiring



1,5 mm<sup>2</sup> through-wiring  
3 x 1,5 mm<sup>2</sup>  
5 x 1,5 mm<sup>2</sup>  
2,5 mm<sup>2</sup> through-wiring  
3 x 2,5 mm<sup>2</sup>  
5 x 2,5 mm<sup>2</sup>

Order code  
**9456**  
**9457**  
**9458**  
**9459**

• Emergency unit power is supplied directly to the emergency luminaire.

#### Connectors



KIT 3-pole Mini Wieland GST15i3 (male and female) **965000**  
Connector 3-pole Mini Wieland GST15i3 male **965001**  
Connector 3-pole Mini Wieland GST15i3 female **965002**  
KIT 5-pole Mini Wieland GST15i5 DIM (male and female) **965100**  
Connector 5-pole Mini Wieland GST15i5 DIM male **965101**  
Connector 5-pole Mini Wieland GST15i5 DIM female **965102**

Order code  
**965000**  
**965001**  
**965002**  
**965100**  
**965101**  
**965102**

#### Body connector KIT



Body connector  
• Galvanised connector, includes screws.

Order code  
**931100**

#### Ceiling rose



Square recessed  
Grey **971402**  
White **971400**  
Black **971401**  
Square surface  
Grey **971702**  
White **971700**  
Black **971701**

Order code  
**971402**  
**971400**  
**971401**  
**971702**  
**971700**  
**971701**

#### Current supply cable



1,5 m transparent current cable 0,75 mm<sup>2</sup>  
3 x 0,75 mm<sup>2</sup>  
5 x 0,75 mm<sup>2</sup>  
1,5 m transparent current cable 1,5 mm<sup>2</sup>  
3 x 1,5 mm<sup>2</sup>  
5 x 1,5 mm<sup>2</sup>

Order code  
**940400**  
**940500**  
**940300**  
**940000**

#### Suspension



Suspension Type "I" (x2)

Order code  
**910408**

#### Blank parts



1,5m length  
3m length  
• Includes empty aluminium body and blanking cover.

Order code  
**992300**  
**992301**

#### Emergency unit



Emergency unit 3 hours **K3**  
Emergency unit 1 hour **K1**  
• Test function by telecommand signal.

Order code  
**K3**  
**K1**

We reserve the right to make technical changes without prior notice.  
Electrical/Optical data are subjected to a tolerance of +/-10%.

Low power option



Option supplied under request.

Bespoke projects



Option supplied under request.

DETAILS



Clip-in diffuser system

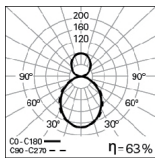


Suspension detail



End caps without visible screws

PHOTOMETRY



REBA D/I LED Line 54W  
bLINE 4000K

TO SPECIFY:

Linear direct/indirect suspended LED luminaire for continuous line and 50 mm width. Extruded aluminium profile, anodised in natural colour. Aluminium end caps without visible screws and polycarbonate bLINE diffuser. Standard version with 4000K, CRI>80 and 50.000h lifetime (@L80, B10, Ta 25 C). Optional 3000K, DALI dimmable driver, TunableWhite technology, connectors and 1 or 3 hours emergency unit. Suspension kit, current supply cable, connectors and ceiling rose as accessories. – as Indelague REBA D/I LED Line.

We reserve the right to make technical changes without prior notice.  
Electrical/Optical data are subjected to a tolerance of +/-10%.