

LED

Norms: EN 60598-1, EN 60598-2-1



### PRODUCT DESCRIPTION

**Areas of Application:** Commercial and Business areas, Public buildings, Housing, Offices, Hotel and Restaurant services, Art and Culture spaces.

**Mounting:** Suspended.

**Light Distribution:** Direct / Indirect.

**Light Source:** LED 4000K, CRI>80, 50.000h life (@L80, B10, Ta 25 C).

**Control Gear:** LED driver, 220-240VAC-50/60Hz.

**Materials:** Body: Extruded aluminium profile.

**Surface Finish:** Anodised in natural colour.

bGLARE - Microprismatic polycarbonate diffuser | 70% (Direct) + 30% (Indirect)

LED	UGR	W	Lm	Lm/W	η(%)	AxBxC (mm)	K1	K3	Kg	HF	DALI
	≤16	45	5741	81	63	1128x50x140	-	-	4,9	90149.L140.E	90149.L140.H
	≤16	55	7317	84	63	1408x50x140	•	•	5,9	90149.L150.E	90149.L150.H
	≤16	68	8893	84	64	1688x50x140	•	•	6,9	90149.L160.E	90149.L160.H
	-	90	9906	69	63	2250x50x140	•	•	9,4	90149.L180.E	90149.L180.H
	-	100	11482	72	63	2530x50x140	•	•	10,4	90149.L190.E	90149.L190.H
	-	110	13058	75	63	2810x50x140	•	•	11,4	90149.L100.E	90149.L100.H

bLINE - Opal polycarbonate diffuser | 70% (Direct) + 30% (Indirect)

LED	UGR	W	Lm	Lm/W	η(%)	AxBxC (mm)	K1	K3	Kg	HF	DALI
	≤22	54	7212	84	63	1128x50x140	-	-	4,9	90046.L140.E	90046.L140.H
	≤22	67	9186	86	63	1408x50x140	•	•	5,9	90046.L150.E	90046.L150.H
	≤22	80	11160	88	63	1688x50x140	•	•	6,9	90046.L160.E	90046.L160.H
	-	108	14424	84	63	2250x50x140	•	•	9,4	90046.L180.E	90046.L180.H
	-	121	16398	85	63	2530x50x140	•	•	10,4	90046.L190.E	90046.L190.H
	-	134	18372	86	63	2810x50x140	•	•	11,4	90046.L100.E	90046.L100.H

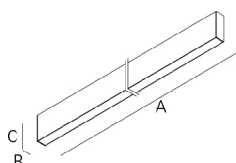
bGLARE | bLINE:

• To complete the product add suspension, current supply cable and ceiling rose. Please order separately.

### COLOUR / FINISH

Code	Description
□ W	White
■ B	Black

### DIMENSIONS




Example code for order: 90149.L160.E (HF) + 3000 + 910401 + 940500 + 971400 + K3 (OPTIONS)

We reserve the right to make technical changes without prior notice. Electrical/Optical data are subjected to a tolerance of +/-10%.

### OPTIONS

#### Colour temperature



3000K  
Tunable White

Order code  
**3000**  
**T000**

#### Ceiling rose




Square ceiling rose  
Surface mounted  
Recessed

Order code  
**9717**  
**9714**

• To complete this option,  
please add ceiling rose colour.

#### Current supply cable



1,5 m transparent current cable 0,75 mm<sup>2</sup>  
3 x 0,75 mm<sup>2</sup>  
5 x 0,75 mm<sup>2</sup>  
1,5 m transparent current cable 1,5 mm<sup>2</sup>  
3 x 1,5 mm<sup>2</sup>  
5 x 1,5 mm<sup>2</sup>  
7 x 1,5 mm<sup>2</sup>  
9x 1,5 mm<sup>2</sup>

Order code  
**940400**  
**940500**  
**940300**  
**940000**  
**940100**  
**941200**

#### Suspension



Suspension Type "I" (x2)

Order code  
**910401**

#### Emergency unit



Emergency unit 3 hours  
Emergency unit 1 hour

Order code  
**K3**  
**K1**

• Test function by telecommand signal.

#### Low power option



Option supplied under request.

### DETAILS



Clip-in diffuser system

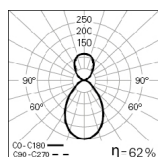


Suspension detail




End caps without visible screws

### PHOTOMETRY



REBA D/I LED 45W  
bGLARE 4000K

### PERFORMANCE



#### REBA D/I LED bLINE

LED: 45W  
DIMENSIONS: 11m x 7m  
HEIGHT: 3m  
MAINTENANCE: 0,8  
REFLECTANCE: 70/50/20  
WORKING PLACE: 0,8m  
ILLUMINANCE E<sub>v</sub>: 387 lux  
UGR: ≤16

#### TO SPECIFY:

Linear direct/indirect suspended LED luminaire, individually mounted and 50 mm width. Extruded aluminium profile, anodised in natural colour. Aluminium end caps without visible screws and polycarbonate bLINE or bGLARE diffuser. Standard version with 4000K, CRI>80 and 50.000h lifetime (@L80, B10, Ta 25 C). Optional 3000K, DALI dimmable driver, TunableWhite technology and 1 or 3 hours emergency unit. Suspension kit, current supply cable and ceiling rose as accessories. – as Roxo Lighting REBA D/I LED.

We reserve the right to make technical changes without prior notice. Electrical/Optical data are subjected to a tolerance of +/-10%.