

LED

Norms: EN 60598-1, EN 60598-2-1



PRODUCT DESCRIPTION

Areas of Application: Commercial and Business areas, Public buildings, Housing, Offices, Hotel and Restaurant services, Art and Culture spaces.

Mounting: Suspended.

Light Distribution: Direct / Indirect.

Light Source: LED 4000K, CRI>80, 50.000h life (@L80, B10, Ta 25 C).

Control Gear: LED driver, 220-240VAC-50/60Hz.

Materials: Body: Extruded aluminium profile.

Surface Finish: Anodised in natural colour.

bGLARE - Microprismatic polycarbonate diffuser | 70% (Direct) + 30% (Indirect)

LED	UGR	W	Lm	Lm/W	η(%)	AxBxC (mm)	K1	K3	Kg	HF	DALI
	≤16	45	5741	81	63	1122x50x140	-	-	4,5	90305.L140.E	90305.L140.H
	≤16	55	7317	84	63	1402x50x140	•	•	5,5	90305.L150.E	90305.L150.H
	≤16	68	8893	84	64	1682x50x140	•	•	6,5	90305.L160.E	90305.L160.H
	-	90	9906	69	63	2244x50x140	•	•	9	90305.L180.E	90305.L180.H
	-	100	11482	72	63	2524x50x140	•	•	10	90305.L190.E	90305.L190.H
	-	110	13058	75	63	2804x50x140	•	•	11	90305.L100.E	90305.L100.H

Add suffix to order: Start - 00000.0000.0.0049 End - 00000.0000.0.0050

bLINE - Opal polycarbonate diffuser | 70% (Direct) + 30% (Indirect) (middle)

LED	UGR	W	Lm	Lm/W	η(%)	AxBxC (mm)	K1	K3	Kg	HF	DALI
	≤22	54	7212	84	63	1122x50x140	-	-	4,5	90142.L140.E	90142.L140.H
	≤22	67	9186	86	63	1402x50x140	•	•	5,5	90142.L150.E	90142.L150.H
	≤22	80	11160	88	63	1682x50x140	•	•	6,5	90142.L160.E	90142.L160.H
	-	108	14424	84	63	2244x50x140	•	•	9	90142.L180.E	90142.L180.H
	-	121	16398	85	63	2524x50x140	•	•	10	90142.L190.E	90142.L190.H
	-	134	18372	86	63	2804x50x140	•	•	11	90142.L100.E	90142.L100.H

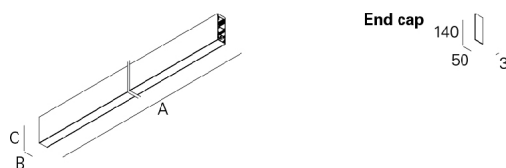
Add suffix to order: Start - 00000.0000.0.0049 End - 00000.0000.0.0050

- To complete the product add suspension, current supply cable and ceiling rose. Please order separately.
- To complete a line, start kit will be necessary. Please order separately.
- Dimensions without end caps, please add 6mm to complete the line.

COLOUR / FINISH

Code	Description
W	White
B	Black

DIMENSIONS



Example code for order: 90142.L150.H.0049 (START) + 90142.L150.H (MIDDLE) + 90142.L150.H.0050 (END) + 3000 + 922200 + (2x) 9457 + (2x) 965100 + (2x) 931100 + (3x) 910401 + 940500 + 971700 (OPTIONS)

We reserve the right to make technical changes without prior notice. Electrical/Optical data are subjected to a tolerance of +/-10%.

OPTIONS


Colour temperature



3000K
Tunable white

Order code
3000
T000

Start kit



Start kit

- Two end caps included

Order code
922200

Through-wiring



1,5 mm² through-wiring
3 x 1,5 mm²
5 x 1,5 mm²
2,5 mm² through-wiring
3 x 2,5 mm²
5 x 2,5 mm²

Order code
9456
9457
9458
9459

- Emergency unit power is supplied directly to the emergency luminaire.

Connectors



KIT 3-pole Mini Wieland GST15i3 (male and female) **965000**
Connector 3-pole Mini Wieland GST15i3 male **965001**
Connector 3-pole Mini Wieland GST15i3 female **965002**
KIT 5-pole Mini Wieland GST15i5 DIM (male and female) **965100**
Connector 5-pole Mini Wieland GST15i5 DIM male **965101**
Connector 5-pole Mini Wieland GST15i5 DIM female **965102**

Order code
965000
965001
965002
965100
965101
965102

Body connector KIT



Body connector

- Galvanised connector, includes screws.

Order code
931100

Ceiling rose



Square ceiling rose
Surface mounted **9717**
Recessed **9714**

- To complete this option, please add ceiling rose colour.

Order code
9717
9714

Current supply cable



1,5 m transparent current cable 0,75 mm²
3 x 0,75 mm²
5 x 0,75 mm²
1,5 m transparent current cable 1,5 mm²
3 x 1,5 mm²
5 x 1,5 mm²

Order code
940400
940500
940300
940000

Suspension



Suspension Type "I" (x2)

Order code
910408

Blank parts



1,5m length
3m length

- Includes empty aluminium body and blanking cover.

Order code
992300
992301

Emergency unit



Emergency unit 3 hours **K3**
Emergency unit 1 hour **K1**

- Test function by telecommand signal.

Order code
K3
K1

We reserve the right to make technical changes without prior notice.
Electrical/Optical data are subjected to a tolerance of +/-10%.

Low power option



Option supplied under request.

Bespoke projects



Option supplied under request.

DETAILS



Clip-in diffuser system

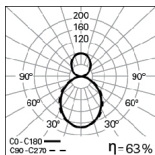


Suspension detail

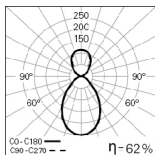


End caps without visible screws

PHOTOMETRY



REBA D/I LED Line 54W
bLINE 4000K



REBA D/I LED Line 45W
bGLARE 4000K

TO SPECIFY:

Linear direct/indirect suspended LED luminaire for continuous line and 50 mm width. Extruded aluminium profile, anodised in natural colour. Aluminium end caps without visible screws and polycarbonate bLINE diffuser. Standard version with 4000K, CRI>80 and 50.000h lifetime (@L80, B10, Ta 25 C). Optional 3000K, DALI dimmable driver, TunableWhite technology, connectors and 1 or 3 hours emergency unit. Suspension kit, current supply cable, connectors and ceiling rose as accessories. – as Roxo Lighting REBA D/I LED Line.