



LED

Norms: EN 60598-1, EN 60598-2-2



PRODUCT DESCRIPTION

Areas of Application: Commercial and Business areas, Public buildings, Housing, Offices, Hotel and Restaurant services, Art and Culture spaces.

Mounting: Ceiling recessed.

Light Distribution: Direct.

Light Source: LED 4000K, CRI>80, 50.000h life (@L80, B10, Ta 25 C).

Control Gear: LED driver, 220-240VAC-50/60Hz.

Materials: Body: Extruded aluminium profile.

Surface Finish: Anodised in natural colour.

Fixing system: Brackets.

bGLARE - Diffuseur en polycarbonate microprismatique

LED	UGR	W	Lm	Lm/W	η(%)	AxBxC (mm)		K1	K3	Kg	HF	DALI
	≤19	24	3039	76	60	858x62x85	850x56	-	-	1,9	90109.L130.E	90109.L130.H
	≤19	30	4052	82	61	1138x62x85	1130x56	-	-	2,4	90109.L140.E	90109.L140.H
	≤22	37	5065	83	60	1418x62x85	1410x56	•	•	2,8	90109.L150.E	90109.L150.H
	≤22	42	6078	88	61	1698x62x85	1690x56	•	•	3,8	90109.L160.E	90109.L160.H
	-	54	7091	80	61	1980x62x85	1972x56	•	•	4,3	90109.L170.E	90109.L170.H
	-	61	8104	81	61	2260x62x85	2252x56	•	•	4,7	90109.L180.E	90109.L180.H
	-	67	9117	83	61	2540x62x85	2232x56	•	•	5,2	90109.L190.E	90109.L190.H
	-	74	10130	82	60	2820x62x85	2812x56	•	•	5,6	90109.L100.E	90109.L100.H

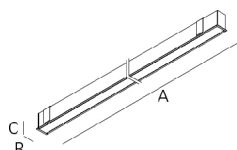
bLINE - Opal polycarbonate diffuser

LED	UGR	W	Lm	Lm/W	η(%)	AxBxC (mm)		K1	K3	Kg	HF	DALI
	≤25	30	3870	75	58	858x62x85	850x56	-	-	1,9	90332.L130.E	90332.L130.H
	≤25	39	5160	78	59	1138x62x85	1130x56	-	-	2,4	90332.L140.E	90332.L140.H
	≤25	47	6450	80	58	1418x62x85	1410x56	•	•	2,8	90332.L150.E	90332.L150.H
	≤25	56	7740	80	58	1698x62x85	1690x56	•	•	3,8	90332.L160.E	90332.L160.H
	-	64	9030	83	59	1980x62x85	1972x56	•	•	4,3	90332.L170.E	90332.L170.H
	-	77	10320	78	58	2260x62x85	2252x56	•	•	4,7	90332.L180.E	90332.L180.H
	-	86	11610	79	59	2540x62x85	2532x56	•	•	5,2	90332.L190.E	90332.L190.H
	-	94	12900	80	58	2820x62x85	2812x56	•	•	5,6	90332.L100.E	90332.L100.H

COLOUR / FINISH

Code	Description
W	White
B	Black

DIMENSIONS




Example code for order: 90332.L150.H (DALI) + 3000 + 955000 + K3 (OPTIONS)

We reserve the right to make technical changes without prior notice.
Electrical/Optical data are subjected to a tolerance of +/-10%.

OPTIONS

Colour temperature



3000K
Tunable White

Order code
3000
T000

Steel safety cable



Steel safety cable

Order code
955000

Emergency unit



Emergency unit 3 hours
Emergency unit 1 hour

- Test function by telecommand signal.

Order code
K3
K1

Low power version



Option supplied under request.

DETAILS



Clip-in diffuser system

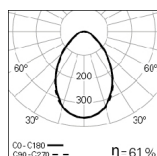


Bracket

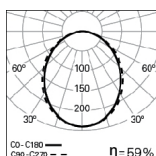


End caps without visible screws

PHOTOMETRY

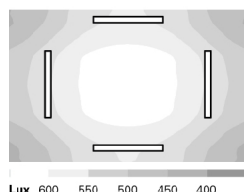


REBA /E LED 30W
bGLARE 4000K



REBA /E LED 39W
bLINE 4000K

PERFORMANCE



REBA /E LED bLINE

LED: 30W
DIMENSIONS: 3m x 2m
HEIGHT: 2,8m
MAINTENANCE: 0,8
REFLECTANCE: 70/50/20
WORKING PLACE: 0,8m
ILLUMINANCE E_{ill} : 533 lux
UGR: ≤ 14

TO SPECIFY:

Linear recessed LED luminaire, individually mounted and 62 mm width. Extruded aluminium profile, anodised in natural colour. Polycarbonate end caps without visible screws and polycarbonate bLINE diffuser or bGLARE diffuser. Standard version with 4000K, CRI>80 and 50.000h lifetime (@L80, B10, Ta 25 C). Optional 3000K, DALI dimmable driver, TunableWhite technology and 1 or 3 hours emergency unit. – as Indelague REBA /E LED.

We reserve the right to make technical changes without prior notice.
Electrical/Optical data are subjected to a tolerance of +/-10%.