



LED



Norms: EN 60598-1, EN 60598-2-1



IP 20

BLINE
960°C

DAM
650°C

230V/50Hz

PRODUCT DESCRIPTION

Areas of Application: Commercial and Business areas, Public buildings, Housing, Offices, Hotel and Restaurant services, Art and Culture spaces.

Mounting: Suspended.

Light Distribution: Direct / Indirect.


Light Source: LED 4000K, CRI>80, 50.000h life.

Control Gear: LED driver, 220-240VAC-50/60Hz.


Materials: Body: Extruded aluminium profile.

Surface Finish: Anodised in natural colour.

BLINE - Opal polycarbonate diffuser | 60% (Direct) + 40% (Indirect)

LED	W	Lm	AxBxC (mm)	Kg	HF	DALI
	1x30 + 1x10	4080 + 148	862x50x140	4	90210.L130.E	90210.L130.H
	1x40 + 1x15	5440 + 222	1144x50x140	5	90210.L140.E	90210.L140.H
	1x50 + 1x20	6800 + 296	1426x50x140	5,8	90210.L150.E	90210.L150.H
	1x60 + 1x25	8160 + 370	1720x50x140	7,8	90210.L160.E	90210.L160.H
	1x70 + 1x30	9520 + 444	2002x50x140	8,8	90210.L170.E	90210.L170.H
	1x80 + 1x35	10880 + 51	2284x50x140	9,6	90210.L180.E	90210.L180.H
	1x90 + 1x40	12240 + 59	2566x50x140	10,6	90210.L190.E	90210.L190.H
	1x100 + 1x45	13600 + 66	2848x50x140	11,4	90210.L100.E	90210.L100.H

DAM - Microprismatic diffuser | 60% (Direct) + 40% (Indirect)

LED	W	Lm	AxBxC (mm)	Kg	HF	DALI
	1x30 + 1x10	4080 + 148	862x50x140	4	90210.L130.E	90210.L130.H
	1x40 + 1x15	5440 + 222	1144x50x140	5	90210.L140.E	90210.L140.H
	1x50 + 1x20	6800 + 296	1426x50x140	5,8	90210.L150.E	90210.L150.H
	1x60 + 1x25	8160 + 370	1720x50x140	7,8	90210.L160.E	90210.L160.H
	1x70 + 1x30	9520 + 444	2002x50x140	8,8	90210.L170.E	90210.L170.H
	1x80 + 1x35	10880 + 51	2284x50x140	9,6	90210.L180.E	90210.L180.H
	1x90 + 1x40	12240 + 59	2566x50x140	10,6	90210.L190.E	90210.L190.H
	1x100 + 1x45	13600 + 66	2848x50x140	11,4	90210.L100.E	90210.L100.H

COLOUR / FINISH

Code	Description
W	White (RAL 9016)
B	Black (RAL 9005)

Example code for order: 90210.L160.H (DALI) + 3000 + 910401 + 940500 + 970002 (OPTIONS)


We reserve the right to make technical changes without prior notice.
Electrical/Optical data are subjected to a tolerance of +/-10%.

OPTIONS


Colour temperature

	Order code
 3000K	3000


Suspension

	Order code
 Suspension Type "I" (x2)	910401

Current supply cable

	Order code
 1,5 m transparent current cable 0,75 mm ² 3 x 0,75 mm ²	940400
5 x 0,75 mm ²	940500
1,5 m transparent current cable 1,5 mm ² 3 x 1,5 mm ²	940300
5 x 1,5 mm ²	940000


Ceiling rose

	Order code
 Colour of ceiling rose Grey	970002
White	970000
Black	970001

DETAILS

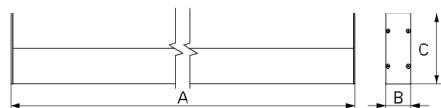


Suspension detail



Clip-in polycarbonate diffuser

DIMENSIONS



TO SPECIFY:

Suspended direct/indirect LED luminaire, individually mounted in extruded aluminium profile and anodised in natural colour. Aluminium end caps and BLINE polycarbonate or microprismatic diffuser. Available with HF or DALI control gear. Optional 3000K, suspensions and ceiling rose – as Indelague REBA H LED.

We reserve the right to make technical changes without prior notice. Electrical/Optical data are subjected to a tolerance of +/-10%.