

LED

Norms: EN 60598-1, EN 60598-2-1



PRODUCT DESCRIPTION

Areas of Application: Commercial and Business areas, Public buildings, Housing, Offices, Hotel and Restaurant services, Art and Culture spaces.

Mounting: Surface/Suspended.

Light Distribution: Direct.


Light Source: LED 4000K, CRI>80, 50.000h life (@L80, B10, Ta 25 C).

Control Gear: LED driver, 220-240VAC-50/60Hz.


Materials: Body: Extruded aluminium profile.

Surface Finish: Anodised in natural colour.



bGLARE - Microprismatic polycarbonate diffuser

LED	UGR	W	Lm	Lm/W	η(%)	AxBxC (mm)	K1	K3	Kg	HF	DALI
	≤19	24	3039	76	60	848x50x70	-	-	1,9	90137.L130.E	90137.L130.H
	≤19	30	4052	82	61	1128x50x70	-	-	2,4	90137.L140.E	90137.L140.H
	≤22	37	5065	83	60	1408x50x70	•	•	2,8	90137.L150.E	90137.L150.H
	≤22	42	6078	88	61	1688x50x70	•	•	3,8	90137.L160.E	90137.L160.H
	-	54	7091	80	61	1970x50x70	•	•	4,3	90137.L170.E	90137.L170.H
	-	61	8104	81	61	2250x50x70	•	•	4,7	90137.L180.E	90137.L180.H
	-	67	9117	83	61	2530x50x70	•	•	5,2	90137.L190.E	90137.L190.H
	-	74	10130	82	60	2810x50x70	•	•	5,6	90137.L100.E	90137.L100.H

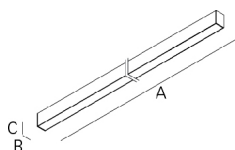
bLINE - Opal polycarbonate diffuser

LED	UGR	W	Lm	Lm/W	η(%)	AxBxC (mm)	K1	K3	Kg	HF	DALI
	≤25	30	3870	75	58	848x50x70	-	-	1,9	90045.L130.E	90045.L130.H
	≤25	39	5160	78	59	1128x50x70	-	-	2,4	90045.L140.E	90045.L140.H
	≤25	47	6450	80	58	1408x50x70	•	•	2,8	90045.L150.E	90045.L150.H
	≤25	56	7740	80	58	1688x50x70	•	•	3,8	90045.L160.E	90045.L160.H
	-	64	9030	83	59	1970x50x70	•	•	4,3	90045.L170.E	90045.L170.H
	-	77	10320	78	58	2250x50x70	•	•	4,7	90045.L180.E	90045.L180.H
	-	86	11610	79	59	2530x50x70	•	•	5,2	90045.L190.E	90045.L190.H
	-	94	12900	80	58	2810x50x70	•	•	5,6	90045.L100.E	90045.L100.H

COLOUR / FINISH

Code	Description
 W	White
 B	Black

DIMENSIONS



Example code for order: 90045.L150.E (HF) + 3000 + 910409 + 940600 + 971400 + K3 (OPTIONS)

We reserve the right to make technical changes without prior notice. Electrical/Optical data are subjected to a tolerance of +/-10%.

OPTIONS

Colour temperature



3000K
Tunable White

Order code
3000
T000

Ceiling rose



Square ceiling rose
Surface mounted
Recessed

Order code
9717
9714

• To complete this option,
please add ceiling rose colour.

Suspension



Suspension Type "I" (x2)

Order code
910409

Emergency unit



Emergency unit 3 hours
Emergency unit 1 hour

Order code
K3
K1

• Test function by telecommand signal.

Low power option



Option supplied under request.

Current supply cable




1,5m transparent cable 0,75 mm²
3x0,75mm²
5x0,75mm²

Order Code
940400
940500

1,5m transparent cable 1,5mm²
3x1,5mm²
5x1,5mm²
7x1,5mm²
9x1,5mm²

940300
940000
940100
941200

DETAILS



Clip-in diffuser system

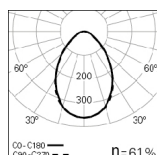


Suspension detail

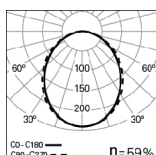


End caps without visible screws

PHOTOMETRY



REBA LED 30W
bGLARE 4000K



REBA LED 39W
bLINE 4000K

TO SPECIFY:

Linear surface or suspended LED luminaire, individually mounted and 50 mm width. Extruded aluminium profile, anodised in natural colour. Polycarbonate end caps without visible screws and polycarbonate bLINE or bGLARE diffuser. Standard version with 4000K, CRI>80 and 50.000h lifetime (@L80, B10, Ta 25 C). Optional 3000K, DALI dimmable driver, TunableWhite technology and 1 or 3 hours emergency unit. Suspension kit, current supply cable and ceiling rose as accessories. – as Indelague REBA LED.

We reserve the right to make technical changes without prior notice. Electrical/Optical data are subjected to a tolerance of +/-10%.