

Norms: EN 60598-1, EN 60598-2-1



PRODUCT DESCRIPTION

Areas of Application: Commercial and Business areas, Public buildings, Housing, Offices, Hotel and Restaurant services, Art and Culture spaces.

Mounting: Surface/Suspended.

Light Distribution: Direct.

Light Source: T5 (G5) lamp.

Control Gear: Electronic equipment, 220-240VAC-50/60Hz.

Materials: Body: Extruded aluminium profile.

Surface Finish: Anodised in natural colour.

PB - Polished double parabolic louvre (middle)

LAMP*	UGR	W	η(%)	AxBxC (mm)	Kg	HF	DSI	DALI
	≤19	1x14**	64	585x50x70	1,2	90207.P114.A	90207.P114.C	90207.P114.D
	≤22	1x21	64	885x50x70	1,6	90207.P121.A	90207.P121.C	90207.P121.D
	≤22	1x24**	69	585x50x70	1,2	90207.P124.A	90207.P124.C	90207.P124.D
	≤22	1x28	68	1185x50x70	2	90207.P128.A	90207.P128.C	90207.P128.D
	≤22	1x35	65	1485x50x70	2,5	90207.P135.A	90207.P135.C	90207.P135.D
	≤22	1x39	62	885x50x70	1,6	90207.P139.A	90207.P139.C	90207.P139.D
	≤22	1x49	70	1485x50x70	2,5	90207.P149.A	90207.P149.C	90207.P149.D
	≤25	1x54	65	1185x50x70	2	90207.P154.A	90207.P154.C	90207.P154.D
	≤25	1x80	72	1485x50x70	2,5	90207.P180.A	90207.P180.C	90207.P180.D

Add suffix to order: Start - 00000.0000.0.0049 End - 00000.0000.0.0050

BLINE - Opal polycarbonate diffuser (middle)

LAMP*	UGR	W	η(%)	AxBxC (mm)	Kg	HF	DSI	DALI
	≤19	1x14**	42	585x50x70	1,2	90194.P114.A	90194.P114.C	90194.P114.D
	≤19	1x21	40	885x50x70	1,6	90194.P121.A	90194.P121.C	90194.P121.D
	≤22	1x24**	44	585x50x70	1,2	90194.P124.A	90194.P124.C	90194.P124.D
	≤22	1x28	55	1185x50x70	2	90194.P128.A	90194.P128.C	90194.P128.D
	≤22	1x35	51	1485x50x70	2,5	90194.P135.A	90194.P135.C	90194.P135.D
	≤22	1x39	36	885x50x70	1,6	90194.P139.A	90194.P139.C	90194.P139.D
	≤22	1x49	44	1485x50x70	2,5	90194.P149.A	90194.P149.C	90194.P149.D
	≤22	1x54	44	1185x50x70	2	90194.P154.A	90194.P154.C	90194.P154.D
	≤22	1x80	47	1485x50x70	2,5	90194.P180.A	90194.P180.C	90194.P180.D

Add suffix to order: Start - 00000.0000.0.0049 End - 00000.0000.0.0050

Please note:

To complete a line, Start kit will be necessary. Please order separately.
 Dimensions without end caps, add 6mm to complete the line.
 **14/24W version only available as end part of the line.

* Lamp not included.











Example code for order: 90207.P149.D.0049 (START) + 90207.P149.D (MIDDLE) + 90207.P124.D.0050 (END) + 920600 + (2x) 9463 + (2x) 965100 + (2x) 930200 + (3x) 910401 + 940500 + 970002 (OPTIONS)

We reserve the right to make technical changes without prior notice.
 Electrical/Optical data are subjected to a tolerance of +/-10%.

COLOUR / FINISH

Code	Description
W	White (RAL 9016)
B	Black (RAL 9005)

OPTIONS


Start kit		Order code	Through-wiring		Order code	
	Start kit	920600		1,5 mm2 through-wiring		
	• Two end caps, includes screws.			3 x 1,5 mm2	9462	
				5 x 1,5 mm2	9463	
				2,5 mm2 through-wiring		
				3 x 2,5 mm2	9464	
				5 x 2,5 mm2	9465	
Connectors			Body connector KIT			
	KIT 3-pole Mini Wieland GST15i3 (male and female)	965000		Body connector	930200	
	Connector 3-pole Mini Wieland GST15i3 male	965001		• Galvanised connector, includes screws.		
	Connector 3-pole Mini Wieland GST15i3 female	965002				
	KIT 5-pole Mini Wieland GST15i5 DIM (male and female)	965100				
	Connector 5-pole Mini Wieland GST15i5 DIM male	965101				
	Connector 5-pole Mini Wieland GST15i5 DIM female	965102				
Light corners			Suspension			
	Horizontal corner	Order code		Suspension Type "I" (x2)	910401	
	14w (625x625mm)	90194.H214		Suspension Type "I" (x1)	910400	
	24w (625x625mm)	90194.H224				
	Vertical corner	Order code				
	14w (635x635mm)	90194.V214				
	24w (635x635mm)	90194.V224				
• T5 (G5) light corner with not dimmable ballast and BLINE polycarbonate diffuser included.						
Current supply cable			Ceiling rose			
	1,5 m transparent current cable 0,75 mm2	Order code		Colour of ceiling rose	Order code	
	3 x 0,75 mm2	940400		Grey	970002	
	5 x 0,75 mm2	940500		White	970000	
	1,5 m transparent current cable 1,5 mm2	Order code		Black	970001	
	3 x 1,5 mm2	940300				
	5 x 1,5 mm2	940000				
Blank parts			Bespoke projects			
	1,5m length	991100		Please note:		
	3m length	991101		This option can be supplied on request.		
• Includes empty aluminium body and blanking cover.						

We reserve the right to make technical changes without prior notice.
Electrical/Optical data are subjected to a tolerance of +/-10%.

DETAILS



Suspended version

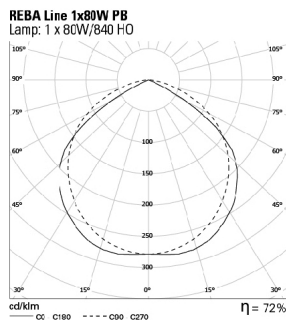
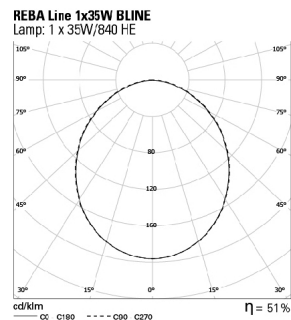


Clip-in polycarbonate diffuser




Clip-in aluminium louvre

PHOTOMETRY



DIMENSIONS



TO SPECIFY:

Surface mounted or suspended linear T5(G5) luminaire for continuous line with 50mm width extruded aluminium profile, anodised in natural colour. Aluminium end caps and PB louvre or BLINE polycarbonate diffuser. Available with HF, DSI or DALI control gear. Optional light corners, suspensions and ceiling rose – as Indelague REBA Line.

We reserve the right to make technical changes without prior notice.
Electrical/Optical data are subjected to a tolerance of +/-10%.