

Norms: EN 60598-1, EN 60598-2-2



PRODUCT DESCRIPTION

Areas of Application: Commercial and Business areas, Public buildings, Housing, Offices, Hotel and Restaurant services, Art and Culture spaces.

Mounting: Ceiling recessed.

Light Distribution: Direct.

Light Source: T5 (G5) or TC-L (2G11) lamp.



Optical System: Diffuser: Opal polycarbonate.

Control Gear: Electronic equipment
220-240VAC-50/60Hz.

Materials: Body: Steel sheet.

Surface Finish: Powder coated.

DOP - Opal polycarbonate diffuser

	LAMP*		W	AxB (mm)	⌀	K1	K3	Kg	HF	DSI	DALI
	T5	G5	1x21 + 8x14	Ø950x113	Ø935	•	•	11,7	90107.P950.A	90107.P950.C	90107.P950.D
		G5	2x14 + 4x21 + 4x28	Ø1250x113	Ø1235	•	•	20	90107.1250.A	90107.1250.C	90107.1250.D
	TC-L	2G11	2x18	Ø350x105	Ø335	-	-	2	90107.M350.A	--	--
		2G11	2x24	Ø450x110	Ø435	-	-	3,4	90107.M450.A	90107.M450.C	90107.M450.D
		2G11	3x36	Ø650x110	Ø635	-	-	6,5	90107.M650.A	90107.M650.C	90107.M650.D

COLOUR / FINISH

Code	Description
W	White (RAL 9016)
B	Black (RAL 9005)
G	Grey (RAL 9006)
U	Blue (RAL 5002)
K	Red (RAL 3020)
V	Green (RAL 6018)
T	Yellow (RAL 1021)

OPTIONS

Code	Description
K3	Emergency unit 3 hours .
K1	Emergency unit 1 hour.
--	Lamps as optional.

DETAILS



Bracket detail

* Lamp not included.

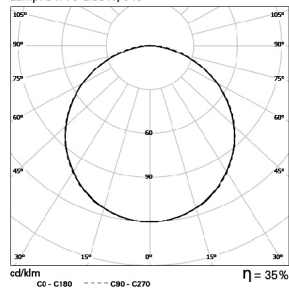
Example code for order: 90107.M650.D (DALI) + W (COLOUR/FINISH).

We reserve the right to make technical changes without prior notice.
Electrical/Optical data are subjected to a tolerance of +/-10%.

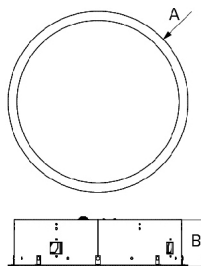
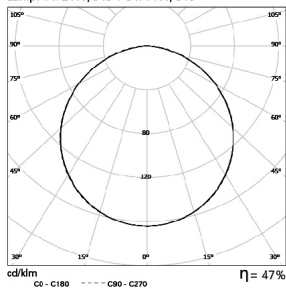
PHOTOMETRY

DIMENSIONS

ROFY /E 3x36W DOP
Lamp: 3 x TC-L 36W/840



ROFY /E 1x21W + 8x14W DOP
Lamp: 1 x 21W/840 + 8 x 14W/840



TO SPECIFY:

Recessed T5(G5) or Compact fluorescent TC-L (2G11) with five sizes available (Ø350, Ø450, Ø650, Ø950 and Ø1250mm) with round opal polycarbonate diffuser. Optional white, grey, black, red, yellow, green or blue finish and 1 or 3 hours emergency available. For ceiling thicknesses of 1-20mm – as Roxo Lighting ROFY /E.

We reserve the right to make technical changes without prior notice. Electrical/Optical data are subjected to a tolerance of +/-10%.