

LED

Norms: EN 60598-1, EN 60598-2-1

CE  IP 40 960°C 230V/50Hz

PRODUCT DESCRIPTION

Areas of Application: Commercial, Business areas, Private Houses, Art and Culture spaces. Offices, Public buildings, Hotel and Restaurant services.

Mounting: Surface/Suspended.

Light Distribution: Direct.

Light Source: LED 4000K, CRI>80, 60.000h life (@L90, B10, Ta 25 C).

Optical System: Diffuser: Opal polycarbonate.


Control Gear: LED driver, 220-240VAC-50/60Hz.



Wiring: Pre-wired 1,5m long cable.

Materials: Body: Polycarbonate tube. End caps: Injected polycarbonate.

Surface Finish: Anodised in natural colour.

bLINE - Opal polycarbonate diffuser (middle)

LED	UGR	W	Lm	Lm/W	η(%)	AxB(mm)	K1	K3	kg	HF	DALI
	≤22	19	2656	112	80	Ø100x590	-	-	2,0	90439.L220.E	90439.L220.H
	≤22	27	3984	118	80	Ø100x870	-	-	2,7	90439.L230.E	90439.L230.H
	≤22	35	5312	123	81	Ø100x1150	•	•	3,4	90439.L240.E	90439.L240.H
	≤22	43	6640	125	81	Ø100x1430	•	•	4,2	90439.L250.E	90439.L250.H
	≤22	54	7968	117	79	Ø100x1710	•	•	4,8	90439.L260.E	90439.L260.H
	-	62	9296	120	80	Ø100x1990	•	•	6,1	90439.L270.E	90439.L270.H
	-	71	10624	121	81	Ø100x2270	•	•	6,9	90439.L280.E	90439.L280.H
	-	79	11952	123	81	Ø100x2550	•	•	7,5	90439.L290.E	90439.L290.H
	-	87	13280	124	81	Ø100x2830	•	•	8,4	90439.L200.E	90439.L200.H

Add suffix to order:  Start - 00000.0000.0.0049  End - 00000.0000.0.0050

Note:
To complete a line, Start Kit and Body connector kit will be necessary. Please order separately.
Dimensions without end caps, please add 8mm to complete the line.

COLOUR / FINISH

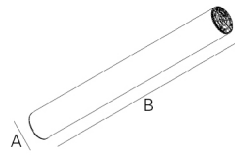
Code	Description
<input type="checkbox"/> W	White
<input type="checkbox"/> G	Grey
<input type="checkbox"/> B	Black

•End caps finishing.

Example code for order: 90439.L200.E.0049 (START) + 90439.L200.E(MIDDLE) + 90439.L200.E.0050 (END) + 3000 + 9227 + W(COLOUR/FINISH) + 931801 + 9716 + W(COLOUR/FINISH) + (3x) 910409 + K3 (OPTIONS)

We reserve the right to make technical changes without prior notice.
Electrical/Optical data are subjected to a tolerance of +/-10%.

DIMENSIONS



End cap



Body connector kit



Recessed ceiling rose



Surface ceiling rose



OPTIONS

Colour temperature



3000K

Order Code
3000

Start Kit



Start Kit - Start / End

• Two end caps included

Order Code
9227

Body connector kit



HF
DALI

• Injected polycarbonate connector.

Order Code
931801
931800

Ceiling rose



Ceiling rose
Circular surface
Circular recessed

• To order this option, please choose colour required to the ceiling rose.

Order code
9716
9713

Suspension



Suspension type "I"

Order Code
910409

Fixation kit



Fixation kit

• Fixation kit in injected polycarbonate.

Order Code
9264

We reserve the right to make technical changes without prior notice. Electrical/Optical data are subjected to a tolerance of +/-10%.

Emergency unit

Order Code



Emergency unit 3 hours
Emergency unit 1 hour

K3
K1

• Only available for HF version.

DETAILS

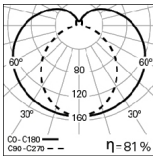


Clip-in diffuser



Profile end caps

PHOTOMETRY



TALEA Line 1430mm
bLINE 4000K

TO SPECIFY:

Tubular LED luminaire for surface mounted or suspended application, for continuous line. Body with Ø100mm, composed by an extruded aluminium profile, anodized in natural colour and an opal polycarbonate clip-in diffuser bLINE and injected polycarbonate end caps, available in grey, white and black. Ceiling rose available in recessed and surface mounted version. The continuous line is possible through the use of a unique system, with a fast body connector kit, without the need for screws or the use of any tools, either for the mechanical or electrical part. Standard version in 4000K LED, CRI>80 and 60.000h lifetime (@L90, B10, Ta 25 C). DALI dimmable version available. Optional 3000K and 1h or 3h emergency unit. High output (HO) option available. – as Roxo Lighting TALEA Line.

We reserve the right to make technical changes without prior notice. Electrical/Optical data are subjected to a tolerance of +/-10%.