



LED



Norms: EN 60598-1, EN 60598-2-1



IP 20

bLINE
960°C

230V/50Hz

PRODUCT DESCRIPTION

Areas of Application: Commercial and Business areas, Public buildings, Housing, Offices, Hotel and Restaurant services, Art and Culture spaces.

Mounting: Suspended.

Light Distribution: Direct / Indirect.

Light Source: LED 4000K, CRI>80, 50.000h life (@L80, B10, Ta 25 C).

Control Gear: LED driver, 220-240VAC-50/60Hz.

Materials: Body: Extruded aluminium profile.

Surface Finish: Anodised in natural colour.

bLINE - Opal polycarbonate diffuser | 80% (Direct) + 20% (Indirect) (middle)

LAMP	UGR	W	lm	lm/W	η(%)	AxBxC (mm)	kg	HF	DALI
LED	≤22	54	7212	85	64	1122x90x98	4,9	9Y7I.140.20.F4	9Y7I.140.20.E4
	≤22	67	9186	88	64	1402x90x98	6,1	9Y7I.150.20.F4	9Y7I.150.20.E4
	≤22	80	11160	91	65	1682x90x98	7,2	9Y7I.160.20.F4	9Y7I.160.20.E4
	-	108	14424	86	64	2244x90x98	9,8	9Y7I.180.20.F4	9Y7I.180.20.E4
	-	121	16398	87	64	2524x90x98	11,0	9Y7I.190.20.F4	9Y7I.190.20.E4
	-	134	18372	88	64	2804x90x98	12,1	9Y7I.100.20.F4	9Y7I.100.20.E4

Add suffix to order: Start - 00000.0000.0.0067 End - 00000.0000.0.0070


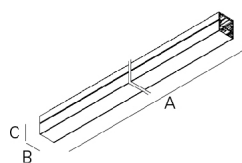
Please note:

- To complete the product add suspension, current supply cable and ceiling rose. Please order separately.
- To complete a line, start kit will be necessary. Please order separately.
- Dimensions without end caps, please add 6mm to complete the line.

COLOUR / FINISH

Code	Description
W	White
B	Black

DIMENSIONS



Example code for order: 9Y7I.150.20.E4.0067 (START) + 9Y7I.150.20.E4 (MIDDLE) + 9Y7I.150.20.E4.0070 (END) + 3000 + 920801 + (2x) 9457 + (2x) 965200 + (2x) 930400 + 971400 + 940500 + (3x) 910501(OPTIONS)

We reserve the right to make technical changes without prior notice. Electrical/Optical data are subjected to a tolerance of +/-10%.

OPTIONS


Colour temperature



3000K
Tunable white

Order code
3000
T000

Start Kit




Start Kit - Start / End

• Two end caps included.

Order code
920801

Through-wiring



1,5 mm² through-wiring
3 x 1,5 mm²
5 x 1,5 mm²
2,5 mm² through-wiring
3 x 2,5 mm²
5 x 2,5 mm²

Order code
9456
9457
9458
9459

Connectors



KIT 7-pole WAGO (male and female)
Connector 7-pole WAGO male
Connector 7-pole WAGO female

Order code
965200
965201
965202

Body connector KIT



Body connector

• 3 galvanised connectors, includes screws.

Order code
930400

Ceiling rose



Recessed
Grey
White
Black
Surface
Grey
White
Black

Order code
971402
971400
971401
971702
971700
971701

Current supply cable



1,5 m transparent cable 0,75 mm²
3 x 0,75 mm²
5 x 0,75 mm²
1,5 m transparent cable 1,5 mm²
3 x 1,5 mm²
5 x 1,5 mm²

Order code
940400
940500
940300
940000

Suspension



Suspension Type "I" (x2)
Suspension Type "I" (x1)

Order code
910501
910500

Blank parts



1,5m length
3m length

• Includes empty aluminium body
and blanking cover.

Order code
992000
992001

Low power version



Option supplied under request.

We reserve the right to make technical changes without prior notice.
Electrical/Optical data are subjected to a tolerance of +/-10%.

Bespoke projects



Option supplied under request.


DETAILS



Clip-in diffuser system

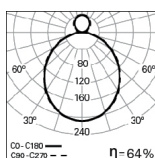


Suspension detail



Body connector

PHOTOMETRY



TCH D/I LED Line 54W
bLINE 4000K

TO SPECIFY:

Linear direct/indirect suspended LED luminaire for continuous line and 90 mm width. Extruded aluminium profile, anodised in natural colour. Aluminium end caps without visible screws and polycarbonate bLINE diffuser. Standard version with 4000K, CRI>80 and 50.000h lifetime (@L80, B10, Ta 25 C). Optional 3000K, DALI dimmable driver, TunableWhite technology and connectors. Suspension kit, current supply cable and ceiling rose as accessories. – as Indelague TCH D/I LED Line.

We reserve the right to make technical changes without prior notice.
Electrical/Optical data are subjected to a tolerance of +/-10%.