



LED



Norms: EN 60598-1, EN 60598-2-2



PRODUCT DESCRIPTION

Areas of Application: Commercial and Business areas, Public buildings, Housing, Offices, Hotel and Restaurant services, Art and Culture spaces.

Mounting: Ceiling recessed.

Light Distribution: Direct.

Light Source: LED 4000K, CRI>80, 50.000h life (@L80, B10, Ta 25 C).

Control Gear: LED driver, 220-240VAC-50/60Hz.

Materials: Body: Extruded aluminium profile.

Surface Finish: Anodised in natural colour.

Fixing system: Brackets.

bLINE - Opal polycarbonate diffuser (middle)

LAMP	UGR	W	lm	lm/W	η(%)	AxBxC (mm)	Δ	K1	K3	kg	HF	DALI
LED	≤22	30	3870	85	66	842x120x98	842x102	-	-	3,8	9Z7G.130.20.F4	9Z7G.130.20.E4
	≤22	39	5160	87	66	1122x120x98	1122x102	•	•	4,3	9Z7G.140.20.F4	9Z7G.140.20.E4
	≤25	47	6450	86	63	1402x120x98	1402x102	•	•	5,3	9Z7G.150.20.F4	9Z7G.150.20.E4
	≤22	56	7740	91	66	1682x120x98	1682x102	•	•	7,6	9Z7G.160.20.F4	9Z7G.160.20.E4
	-	64	9030	93	66	1964x120x98	1964x102	•	•	8,1	9Z7G.170.20.F4	9Z7G.170.20.E4
	-	77	10320	87	65	2244x120x98	2244x102	•	•	8,6	9Z7G.180.20.F4	9Z7G.180.20.E4
	-	86	11610	88	65	2524x120x98	2524x102	•	•	9,6	9Z7G.190.20.F4	9Z7G.190.20.E4
	-	94	12900	86	63	2804x120x98	2804x102	•	•	10,6	9Z7G.100.20.F4	9Z7G.100.20.E4

Add suffix to order: Start - 00000.0000.0.0067 End - 00000.0000.0.0070

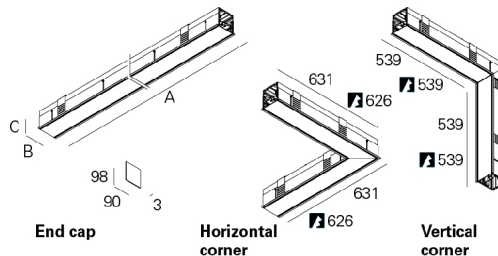
Please note:

- To complete a line, start kit will be necessary. Please order separately.
- Recessed dimensions without end caps, please add 6mm to complete cutting dimensions.

COLOUR / FINISH

Code	Description
W	White
B	Black

DIMENSIONS




Example code for order: 9Z7G.150.20.E4.0067 (START) + 9Z7G.150.20.E4 (MIDDLE) + 9Z7G.150.20.E4.0070 (END) + 3000 + 920801 + (2x) 9457 + (2x) 965200 + (2x) 930400 + (3x) 955000 (OPTIONS)


We reserve the right to make technical changes without prior notice. Electrical/Optical data are subjected to a tolerance of +/-10%.

OPTIONS


Colour temperature

	Order code
	3000K
	Tunable White
	3000
	T000


Start Kit

	Order code
	Start Kit - Start / End
	920801
<ul style="list-style-type: none"> • Two end caps included. 	


Through-wiring

	Order code
	1,5 mm2 through-wiring
	3 x 1,5 mm2
	5 x 1,5 mm2
	7 x 1,5 mm2
	9 x 1,5 mm2
	2,5 mm2 through-wiring
	3 x 2,5 mm2
	5 x 2,5 mm2
	7 x 2,5 mm2
9 x 2,5 mm2	
	9456
	9457
	9460
	9486
	9458
	9459
	9461
	9487


Connectors

	Order code
	KIT 7-pole WAGO (male and female)
	Connector 7-pole WAGO male
	Connector 7-pole WAGO female
	965200
	965201
	965202


Light corners

	Order code
	Horizontal corner
	39W HF
	39W DALI
	Vertical corner
	39W HF
	39W DALI
	9Z7G.H10.20.F
	9Z7G.H10.20.E
	9Z7G.V10.20.F
	9Z7G.V10.20.E
<ul style="list-style-type: none"> • LED light corner with HF or DALI driver and bLINE polycarbonate diffuser included. 	


Body connector KIT

	Order code
	Body connector
	930400
<ul style="list-style-type: none"> • 3 galvanised connectors, includes screws. 	


Blank parts

	Order code
	1,5m length
	3m length
	992100
	992101
<ul style="list-style-type: none"> • Includes empty aluminium body and blanking cover. 	


Safety cable

	Order code
	Steel safety cable
	955000

Emergency unit

	Order code
	Emergency unit 3 hours
	Emergency unit 1 hour
	K3
	K1
<ul style="list-style-type: none"> • Test function by telecommand signal. 	

Low power version

	Option supplied under request.
---	--------------------------------

We reserve the right to make technical changes without prior notice. Electrical/Optical data are subjected to a tolerance of +/-10%.

Bespoke projects



Option supplied under request.


DETAILS



Clip-in diffuser system

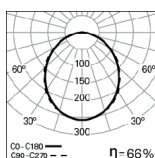


Bracket



Body connector

PHOTOMETRY



TCH /E LED Line 30W
bLINE 4000K

TO SPECIFY:

Linear recessed LED luminaire for continuous line and 112 mm width. Extruded aluminium profile, anodised in natural colour. Aluminium end caps without visible screws and polycarbonate bLINE diffuser. Standard version with 4000K, CRI>80 and 50.000h lifetime (@L80, B10, Ta 25 C). Optional 3000K, DALI dimmable driver, TunableWhite technology, connectors, light corners and 1 or 3 hours emergency unit. – as Roxo Lighting TCH /E LED Line.