

Norms: EN 60598-1, EN 60598-2-2



### PRODUCT DESCRIPTION

**Areas of Application:** Commercial and Business areas, Public buildings, Housing, Offices, Hotel and Restaurant services, Art and Culture spaces.

**Mounting:** Ceiling recessed.

**Light Distribution:** Direct.

**Light Source:** T5 (G5) lamp.

**Control Gear:** Electronic equipment, 220-240VAC-50/60Hz.

**Materials:** Body: Extruded aluminium profile.

**Surface Finish:** Anodised in natural colour.

**Fixing system:** Brackets.

#### PB - Polished double parabolic louvre (middle) | T0 (Trimless version)

LAMP*	UGR	W	η(%)	AxBxC (mm)	f	K1	K3	Kg	HF	DSI	DALI
	≤19	1x14**	76	585x90x98	585x91	-	-	2,8	9ADA.114.79.A4	9ADA.114.79.84	9ADA.114.79.74
	≤19	1x21	79	885x90x98	885x91	-	-	3,9	9ADA.121.79.A4	9ADA.121.79.84	9ADA.121.79.74
	≤19	1x24**	85	585x90x98	585x91	-	-	2,8	9ADA.124.79.A4	9ADA.124.79.84	9ADA.124.79.74
	≤19	1x28	79	1185x90x98	1185x91	-	-	5	9ADA.128.79.A4	9ADA.128.79.84	9ADA.128.79.74
	≤19	1x35	84	1485x90x98	1485x91	•	•	6,4	9ADA.135.79.A4	9ADA.135.79.84	9ADA.135.79.74
	≤19	1x39	76	885x90x98	885x91	-	-	3,9	9ADA.139.79.A4	9ADA.139.79.84	9ADA.139.79.74
	≤19	1x49	81	1485x90x98	1485x91	•	•	6,4	9ADA.149.79.A4	9ADA.149.79.84	9ADA.149.79.74
	≤19	1x54	76	1185x90x98	1185x91	-	-	5	9ADA.154.79.A4	9ADA.154.79.84	9ADA.154.79.74
	≤22	1x80	87	1485x90x98	1485x91	•	•	6,4	9ADA.180.79.A4	9ADA.180.79.84	9ADA.180.79.74

Add suffix to order: Start - 0000.000.00.00.0067 End - 0000.000.00.00.0070

#### PM - Satin double parabolic louvre (middle) | T0 (Trimless version)

LAMP*	UGR	W	η(%)	AxBxC (mm)	f	K1	K3	Kg	HF	DSI	DALI
	≤19	1x14**	65	585x90x98	585x91	-	-	2,8	9ADA.114.93.A4	9ADA.114.93.84	9ADA.114.93.74
	≤19	1x21	69	885x90x98	885x91	-	-	3,9	9ADA.121.93.A4	9ADA.121.93.84	9ADA.121.93.74
	≤19	1x24**	73	585x90x98	585x91	-	-	2,8	9ADA.124.93.A4	9ADA.124.93.84	9ADA.124.93.74
	≤19	1x28	69	1185x90x98	1185x91	-	-	5	9ADA.128.93.A4	9ADA.128.93.84	9ADA.128.93.74
	≤19	1x35	71	1485x90x98	1485x91	•	•	6,4	9ADA.135.93.A4	9ADA.135.93.84	9ADA.135.93.74
	≤19	1x39	61	885x90x98	885x91	-	-	3,9	9ADA.139.93.A4	9ADA.139.93.84	9ADA.139.93.74
	≤19	1x49	73	1485x90x98	1485x91	•	•	6,4	9ADA.149.93.A4	9ADA.149.93.84	9ADA.149.93.74
	≤19	1x54	68	1185x90x98	1185x91	-	-	5	9ADA.154.93.A4	9ADA.154.93.84	9ADA.154.93.74
	≤19	1x80	75	1485x90x98	1485x91	•	•	6,4	9ADA.180.93.A4	9ADA.180.93.84	9ADA.180.93.74

Add suffix to order: Start - 0000.000.00.00.0067 End - 0000.000.00.00.0070

#### BLINE - Opal polycarbonate diffuser (middle) | T0 (Trimless version)

LAMP*	UGR	W	η(%)	AxBxC (mm)	f	K1	K3	Kg	HF	DSI	DALI
	≤19	1x14**	42	485x90x98	485x91	-	-	2,8	9ADA.114.20.A4	9ADA.114.20.84	9ADA.114.20.74
	≤19	1x21	44	785x90x98	785x91	-	-	3,9	9ADA.121.20.A4	9ADA.121.20.84	9ADA.121.20.74
	≤19	1x24**	46	485x90x98	485x91	-	-	2,8	9ADA.124.20.A4	9ADA.124.20.84	9ADA.124.20.74

\*Lamp not included.

Example code for order: 9ADA.135.93.84.0067 (START) + 9ADA.149.93.84 (MIDDLE) + 9ADA.135.93.84.0070 (END) + 920800 + (2x) 9465 + (2x) 965200 + (2x) 930400 (OPTIONS)

We reserve the right to make technical changes without prior notice. Electrical/Optical data are subjected to a tolerance of +/-10%.

BLINE - Opal polycarbonate diffuser (middle) | T0 (Trimless version)



LAMP*	UGR	W	η(%)	AxBxC (mm)		K1	K3	Kg	HF	DSI	DALI
	≤19	1x28	44	1085x90x98	1085x91	-	-	5	9ADA.128.20.A4	9ADA.128.20.84	9ADA.128.20.74
	≤19	1x35	45	1385x90x98	1385x91	•	•	6,4	9ADA.135.20.A4	9ADA.135.20.84	9ADA.135.20.74
	≤19	1x39	41	785x90x98	785x91	-	-	3,9	9ADA.139.20.A4	9ADA.139.20.84	9ADA.139.20.74
	≤19	1x49	46	1385x90x98	1385x91	•	•	6,4	9ADA.149.20.A4	9ADA.149.20.84	9ADA.149.20.74
	≤19	1x54	40	1085x90x98	1085x91	-	-	5	9ADA.154.20.A4	9ADA.154.20.84	9ADA.154.20.74
	≤22	1x80	49	1385x90x98	1385x91	•	•	6,4	9ADA.180.20.A4	9ADA.180.20.84	9ADA.180.20.74

Add suffix to order: Start - 0000.000.00.00.0067 End - 0000.000.00.00.0070

Please note:  
To complete a line, Start kit will be necessary. Please order separately.  
Recessed dimensions without end caps, add 6mm to complete the line.  
\*\*14/24W version only available as end part of the line.

### COLOUR / FINISH

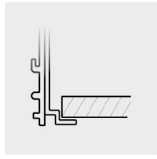
Code	Description
W	White (RAL 9016)
B	Black (RAL 9005)

### OPTIONS

Start Kit	Order code	Through-wiring	Order code
<p>Start kit</p> <ul style="list-style-type: none"> <li>• Two end caps, includes screws.</li> </ul>	<b>920800</b>	<p>1,5 mm2 through-wiring</p> <ul style="list-style-type: none"> <li>3 x 1,5 mm2 <b>9462</b></li> <li>5 x 1,5 mm2 <b>9463</b></li> <li>7 x 1,5 mm2 <b>9466</b></li> </ul> <p>2,5 mm2 through-wiring</p> <ul style="list-style-type: none"> <li>3 x 2,5 mm2 <b>9464</b></li> <li>5 x 2,5 mm2 <b>9465</b></li> <li>7 x 2,5 mm2 <b>9467</b></li> </ul>	
<h4>Connectors</h4> <p>KIT 7-pole WAGO (male and female) <b>965200</b> Connector 7-pole WAGO male <b>965201</b> Connector 7-pole WAGO female <b>965202</b></p>		<h4>Body connector KIT</h4> <p>Body connector <b>930400</b></p> <ul style="list-style-type: none"> <li>• 3 pin galvanised connectors, includes screws.</li> </ul>	
<h4>Light corners</h4> <p>Horizontal corner 14W (525x525mm) <b>9ADA.H14.20</b> 24W (525x525mm) <b>9ADA.H24.20</b> Vertical corner 14W (535x535mm) <b>9ADA.H24.20</b> 24W (535x535mm) <b>9ADA.V14.20</b></p> <ul style="list-style-type: none"> <li>• LED light corner with not dimmable driver and BLINE polycarbonate diffuser included.</li> </ul>		<h4>Blank parts</h4> <p>Blank parts</p> <ul style="list-style-type: none"> <li>1,5m length <b>991200</b></li> <li>3m length <b>991201</b></li> </ul> <p>Blank modules</p> <ul style="list-style-type: none"> <li>"X" module <b>991202</b></li> <li>"T" module <b>991203</b></li> <li>"L" horizontal <b>991204</b></li> <li>"L" vertical <b>991205</b></li> </ul> <ul style="list-style-type: none"> <li>• Includes empty aluminium body and blanking cover.</li> </ul>	

We reserve the right to make technical changes without prior notice.  
Electrical/Optical data are subjected to a tolerance of +/-10%.

### Application type



T1 (Trim version)

- Additional "L" bracket.

Please note:  
This option can be supplied on request.

Order code  
**9853**


### Emergency unit



Emergency unit 3 hours  
Emergency unit 1 hour


Order code  
**K3**  
**K1**

### Bespoke projects




Please note:  
This option can be supplied on request.

### DETAILS




Recessing detail



Clip-in polycarbonate diffuser



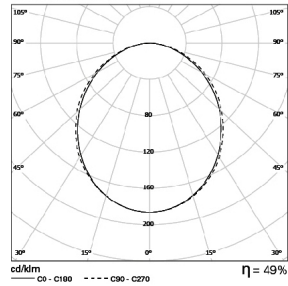
Clip-in aluminium louvre



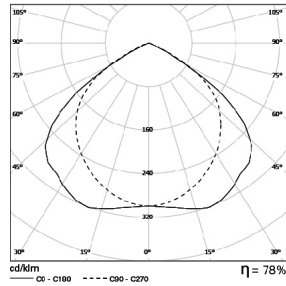
Body connector system for continuous line

### PHOTOMETRY

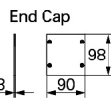
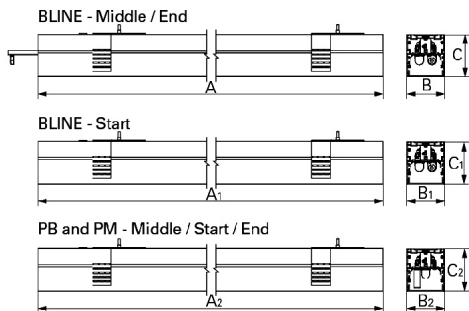
TCH /E Line 1x80W BLINE  
Lamp: 1 x 80W/840 HO



TCH /E Line 2x80W PB  
Lamp: 2 x 80W/840 HO



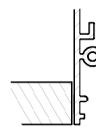
### DIMENSIONS



### RECESS DIMENSIONS

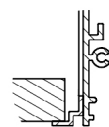
T0 (Trimless)

For this version the cutting width is 91 mm.




T1 (Trim)

For this version the cutting width is 105 mm.



We reserve the right to make technical changes without prior notice.  
Electrical/Optical data are subjected to a tolerance of +/-10%.

BLINE - Start | T0 (Trimless)

W	A1xB1xC1 (mm)	
1x14	585x90x98	585x91
1x21	885x90x98	885x91
1x24	585x90x98	585x91
1x28	1185x90x98	1185x91
1x35	1485x90x98	1485x91
1x39	885x90x98	885x91
1x49	1485x90x98	1485x91
1x54	1185x90x98	1185x91
1x80	1485x90x98	1485x91

**TO SPECIFY:**

Trimless linear recessed T5(G5) luminaire for continuous line with 90mm width extruded aluminium profile, anodised in natural colour. Aluminium end caps and PB/PM louvre or BLINE polycarbonate diffuser. Available with HF, DSI or DALI control gear. Optional light corners, 1 or 3 hours emergency and trim version – as Roxo Lighting TCH /E Line.

We reserve the right to make technical changes without prior notice.  
Electrical/Optical data are subjected to a tolerance of +/-10%.