

Norms: EN 60598-1, EN 60598-2-1



### PRODUCT DESCRIPTION

**Areas of Application:** Commercial and Business areas, Public buildings, Housing, Offices, Hotel and Restaurant services, Art and Culture spaces.

**Mounting:** Surface/Suspended.

**Light Distribution:** Direct.

**Light Source:** T5 (G5) lamp.

**Control Gear:** Electronic equipment, 220-240VAC-50/60Hz.

**Materials:** Body: Extruded aluminium profile.

**Surface Finish:** Anodised in natural colour.

PB - Polished double parabolic louvre (middle)

LAMP*	UGR	W	η(%)	A2xB2xC2 (mm)	K1	K3	Kg	HF	DSI	DALI	
	T5	≤19	1x14**	76	585x90x98	-	-	2,2	9RDA.114.79.A4	9RDA.114.79.84	9RDA.114.79.74
		≤19	1x21	79	885x90x98	-	-	3,1	9RDA.121.79.A4	9RDA.121.79.84	9RDA.121.79.74
		≤19	1x24**	85	585x90x98	-	-	2,2	9RDA.124.79.A4	9RDA.124.79.84	9RDA.124.79.74
		≤19	1x28	79	1185x90x98	-	-	4	9RDA.128.79.A4	9RDA.128.79.84	9RDA.128.79.74
		≤19	1x35	84	1485x90x98	•	•	5,2	9RDA.135.79.A4	9RDA.135.79.84	9RDA.135.79.74
		≤19	1x39	76	885x90x98	-	-	3,1	9RDA.139.79.A4	9RDA.139.79.84	9RDA.139.79.74
		≤19	1x49	81	1485x90x98	•	•	5,2	9RDA.149.79.A4	9RDA.149.79.84	9RDA.149.79.74
		≤19	1x54	76	1185x90x98	-	-	4	9RDA.154.79.A4	9RDA.154.79.84	9RDA.154.79.74
		≤22	1x80	87	1485x90x98	•	•	5,2	9RDA.180.79.A4	9RDA.180.79.84	9RDA.180.79.74

Add suffix to order: Start - 0000.000.00.00.0067 End - 0000.000.00.00.0070

PM - Satin double parabolic louvre (middle)


LAMP*	UGR	W	η(%)	A2xB2xC2 (mm)	K1	K3	Kg	HF	DSI	DALI	
	T5	≤19	1x14**	65	585x90x98	-	-	2,2	9RDA.114.93.A4	9RDA.114.93.84	9RDA.114.93.74
		≤19	1x21	69	885x90x98	-	-	3,1	9RDA.121.93.A4	9RDA.121.93.84	9RDA.121.93.74
		≤19	1x24**	73	585x90x98	-	-	2,2	9RDA.124.93.A4	9RDA.124.93.84	9RDA.124.93.74
		≤19	1x28	69	1185x90x98	-	-	4	9RDA.128.93.A4	9RDA.128.93.84	9RDA.128.93.74
		≤19	1x35	71	1485x90x98	•	•	5,2	9RDA.135.93.A4	9RDA.135.93.84	9RDA.135.93.74
		≤19	1x39	61	885x90x98	-	-	3,1	9RDA.139.93.A4	9RDA.139.93.84	9RDA.139.93.74
		≤19	1x49	73	1485x90x98	•	•	5,2	9RDA.149.93.A4	9RDA.149.93.84	9RDA.149.93.74
		≤19	1x54	68	1185x90x98	-	-	4	9RDA.154.93.A4	9RDA.154.93.84	9RDA.154.93.74
		≤19	1x80	75	1485x90x98	•	•	5,2	9RDA.180.93.A4	9RDA.180.93.84	9RDA.180.93.74



\*Lamp not included.

Example code for order: 9RDA.135.79.74.0067 (START) + 9RDA.135.79.74 (MIDDLE) + 9RDA.149.79.74.0070 (END) + 920800 + (2x) 9463 + (2x) 965200 + (2x) 930400 + (3x) 910501 + 970002 + 940500 (OPTIONS)

We reserve the right to make technical changes without prior notice. Electrical/Optical data are subjected to a tolerance of +/-10%.









BLINE - Opal polycarbonate diffuser (middle)

LAMP*	UGR	W	η(%)	AxBxC (mm)	K1	K3	Kg	HF	DSI	DALI	
	T5	≤19	1x14**	42	485x90x98	-	-	2,2	9RDA.114.20.A4	9RDA.114.20.84	9RDA.114.20.74
		≤19	1x21	44	785x90x98	-	-	3,1	9RDA.121.20.A4	9RDA.121.20.84	9RDA.121.20.74
		≤19	1x24**	46	485x90x98	-	-	2,2	9RDA.124.20.A4	9RDA.124.20.84	9RDA.124.20.74
		≤19	1x28	44	1085x90x98	-	-	4	9RDA.128.20.A4	9RDA.128.20.84	9RDA.128.20.74
		≤19	1x35	45	1385x90x98	•	•	5,2	9RDA.135.20.A4	9RDA.135.20.84	9RDA.135.20.74
		≤19	1x39	41	785x90x98	-	-	3,1	9RDA.139.20.A4	9RDA.139.20.84	9RDA.139.20.74
		≤19	1x49	46	1385x90x98	•	•	5,2	9RDA.149.20.A4	9RDA.149.20.84	9RDA.149.20.74
		≤19	1x54	40	1085x90x98	-	-	4	9RDA.154.20.A4	9RDA.154.20.84	9RDA.154.20.74
		≤22	1x80	49	1385x90x98	•	•	5,2	9RDA.180.20.A4	9RDA.180.20.84	9RDA.180.20.74

Add suffix to order:  Start - 0000.000.00.00.0067  End - 0000.000.00.00.0070

Please note:  
To complete a line, Start kit will be necessary. Please order separately. Dimensions without end caps, add 6mm to complete the line.  
\*\*14/24W version only available as end part of the line.

### OPTIONS

Start Kit	Order code	Through-wiring	Order code
 <p>Start kit</p> <ul style="list-style-type: none"> <li>Two end caps, includes screws.</li> </ul>	<b>920800</b>	 <p>1,5 mm2 through-wiring 3 x 1,5 mm2 5 x 1,5 mm2 7 x 1,5 mm2 2,5 mm2 through-wiring 3 x 2,5 mm2 5 x 2,5 mm2 7 x 2,5 mm2</p>	<b>9462</b> <b>9463</b> <b>9466</b> <b>9464</b> <b>9465</b> <b>9467</b>
Connectors	Order code	Body connector KIT	Order code
 <p>KIT 7-pole WAGO (male and female) Connector 7-pole WAGO male Connector 7-pole WAGO female</p>	<b>965200</b> <b>965201</b> <b>965202</b>	 <p>Body connector</p> <ul style="list-style-type: none"> <li>3 pin galvanised connectors, includes screws.</li> </ul>	<b>930400</b>
Light corners	Order code	Suspension	Order code
 <p>Horizontal corner 14w (525x525mm) 24w (525x525mm) Vertical corner 14w (535x535mm) 24w (535x535mm)</p> <ul style="list-style-type: none"> <li>T5 (G5) light corner with not dimmable ballast and BLINE polycarbonate diffuser included.</li> </ul>	<b>9RDA.H14.20</b> <b>9RDA.H24.20</b> <b>9RDA.V14.20</b> <b>9RDA.V24.20</b>	 <p>Suspension Type "I" (x2) Suspension Type "I" (x1) Suspension for threaded rod (x2) Suspension for threaded rod (x1)</p>	<b>910501</b> <b>910500</b> <b>910503</b> <b>910502</b>
Current supply cable	Order code	Ceiling rose	Order code
 <p>1,5 m transparent current cable 0,75 mm2 3 x 0,75 mm2 5 x 0,75 mm2 7 x 0,75 mm2 1,5 m transparent current cable 1,5 mm2 3 x 1,5 mm2 5 x 1,5 mm2</p>	<b>940400</b> <b>940500</b> <b>940600</b> <b>940300</b> <b>940000</b>	 <p>Colour of ceiling rose Grey White Black</p>	<b>970002</b> <b>970000</b> <b>970001</b>

We reserve the right to make technical changes without prior notice.  
Electrical/Optical data are subjected to a tolerance of +/-10%.

### Blank parts



Blank parts	Order code
1,5m length	<b>991200</b>
3m length	<b>991201</b>
Blank modules	
"X" module	<b>991202</b>
"T" module	<b>991203</b>
"L" horizontal	<b>991204</b>

• Includes empty aluminium body and blanking cover.

### Emergency unit



Emergency unit	Order code
Emergency unit 3 hours	<b>K3</b>
Emergency unit 1 hour	<b>K1</b>

### Bespoke projects




Please note:  
This option can be supplied on request.


### DETAILS



Clip-in polycarbonate diffuser

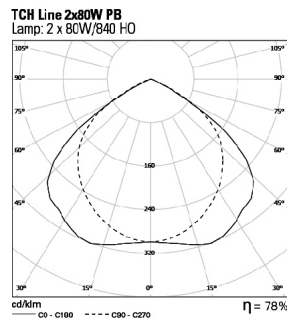
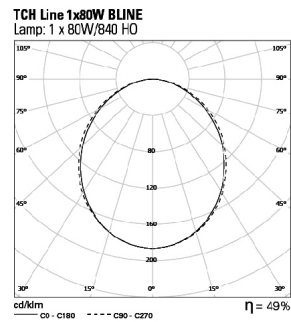


Suspension kit detail

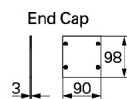
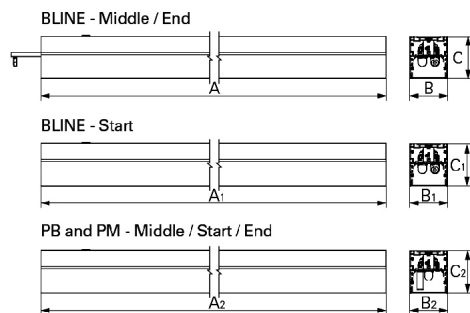


Suspension for threaded rod detail

### PHOTOMETRY



### DIMENSIONS



BLINE - Start

W	A1xB1xC1 (mm)
1x14	585x90x98
1x21	885x90x98
1x24	585x90x98
1x28	1185x90x98
1x35	1485x90x98
1x39	885x90x98
1x49	1485x90x98
1x54	1185x90x98
1x80	1485x90x98

We reserve the right to make technical changes without prior notice.  
Electrical/Optical data are subjected to a tolerance of +/-10%.

**TO SPECIFY:**

Surface mounted or suspended linear T5(G5) luminaire for continuous line with 90mm width extruded aluminium profile, anodised in natural colour. Aluminium end caps and PB/PM louvre or BLINE polycarbonate diffuser. Available with HF, DSI or DALI control gear. Optional light corners, 1 or 3 hours emergency, suspensions and ceiling rose – as Indelague TCH Line.

We reserve the right to make technical changes without prior notice.  
Electrical/Optical data are subjected to a tolerance of +/-10%.