

Norms: EN 60598-1, EN 60598-2-1



PRODUCT DESCRIPTION

Areas of Application: Commercial and Business areas, Public buildings, Housing, Offices, Hotel and Restaurant services, Art and Culture spaces.

Mounting: Surface/Suspended.

Light Distribution: Direct.

Light Source: T5 (G5) lamp.

Control Gear: Electronic equipment, 220-240VAC-50/60Hz.

Materials: Body: Extruded aluminium profile.

Surface Finish: Anodised in natural colour.

PB - Polished double parabolic louvre (middle)

LAMP*	UGR	W	η(%)	A2xB2xC2 (mm)	K1	K3	Kg	HF	DSI	DALI	
	T5	≤19	1x14**	76	585x90x98	-	-	2,2	9RDA.114.79.A4	9RDA.114.79.84	9RDA.114.79.74
		≤19	1x21	79	885x90x98	-	-	3,1	9RDA.121.79.A4	9RDA.121.79.84	9RDA.121.79.74
		≤19	1x24**	85	585x90x98	-	-	2,2	9RDA.124.79.A4	9RDA.124.79.84	9RDA.124.79.74
		≤19	1x28	79	1185x90x98	-	-	4	9RDA.128.79.A4	9RDA.128.79.84	9RDA.128.79.74
		≤19	1x35	84	1485x90x98	•	•	5,2	9RDA.135.79.A4	9RDA.135.79.84	9RDA.135.79.74
		≤19	1x39	76	885x90x98	-	-	3,1	9RDA.139.79.A4	9RDA.139.79.84	9RDA.139.79.74
		≤19	1x49	81	1485x90x98	•	•	5,2	9RDA.149.79.A4	9RDA.149.79.84	9RDA.149.79.74
		≤19	1x54	76	1185x90x98	-	-	4	9RDA.154.79.A4	9RDA.154.79.84	9RDA.154.79.74
		≤22	1x80	87	1485x90x98	•	•	5,2	9RDA.180.79.A4	9RDA.180.79.84	9RDA.180.79.74

Add suffix to order: Start - 0000.000.00.00.0067 End - 0000.000.00.00.0070

PM - Satin double parabolic louvre (middle)

LAMP*	UGR	W	η(%)	A2xB2xC2 (mm)	K1	K3	Kg	HF	DSI	DALI	
	T5	≤19	1x14**	65	585x90x98	-	-	2,2	9RDA.114.93.A4	9RDA.114.93.84	9RDA.114.93.74
		≤19	1x21	69	885x90x98	-	-	3,1	9RDA.121.93.A4	9RDA.121.93.84	9RDA.121.93.74
		≤19	1x24**	73	585x90x98	-	-	2,2	9RDA.124.93.A4	9RDA.124.93.84	9RDA.124.93.74
		≤19	1x28	69	1185x90x98	-	-	4	9RDA.128.93.A4	9RDA.128.93.84	9RDA.128.93.74
		≤19	1x35	71	1485x90x98	•	•	5,2	9RDA.135.93.A4	9RDA.135.93.84	9RDA.135.93.74
		≤19	1x39	61	885x90x98	-	-	3,1	9RDA.139.93.A4	9RDA.139.93.84	9RDA.139.93.74
		≤19	1x49	73	1485x90x98	•	•	5,2	9RDA.149.93.A4	9RDA.149.93.84	9RDA.149.93.74
		≤19	1x54	68	1185x90x98	-	-	4	9RDA.154.93.A4	9RDA.154.93.84	9RDA.154.93.74
		≤19	1x80	75	1485x90x98	•	•	5,2	9RDA.180.93.A4	9RDA.180.93.84	9RDA.180.93.74

*Lamp not included.

Example code for order: 9RDA.135.79.74.0067 (START) + 9RDA.135.79.74 (MIDDLE) + 9RDA.149.79.74.0070 (END) + 920800 + (2x) 9463 + (2x) 965200 + (2x) 930400 + (3x) 910501 + 970002 + 940500 (OPTIONS)


We reserve the right to make technical changes without prior notice. Electrical/Optical data are subjected to a tolerance of +/-10%.



ROXO LIGHTING LIMITED

24 BEDFORD ROW | LONDON | WC1R 4TQ

roxolondon@roxolighting.com | www.roxolighting.com









BLINE - Opal polycarbonate diffuser (middle)

LAMP*	UGR	W	η(%)	AxBxC (mm)	K1	K3	Kg	HF	DSI	DALI
 T5	≤19	1x14**	42	485x90x98	-	-	2,2	9RDA.114.20.A4	9RDA.114.20.84	9RDA.114.20.74
	≤19	1x21	44	785x90x98	-	-	3,1	9RDA.121.20.A4	9RDA.121.20.84	9RDA.121.20.74
	≤19	1x24**	46	485x90x98	-	-	2,2	9RDA.124.20.A4	9RDA.124.20.84	9RDA.124.20.74
	≤19	1x28	44	1085x90x98	-	-	4	9RDA.128.20.A4	9RDA.128.20.84	9RDA.128.20.74
	≤19	1x35	45	1385x90x98	•	•	5,2	9RDA.135.20.A4	9RDA.135.20.84	9RDA.135.20.74
	≤19	1x39	41	785x90x98	-	-	3,1	9RDA.139.20.A4	9RDA.139.20.84	9RDA.139.20.74
	≤19	1x49	46	1385x90x98	•	•	5,2	9RDA.149.20.A4	9RDA.149.20.84	9RDA.149.20.74
	≤19	1x54	40	1085x90x98	-	-	4	9RDA.154.20.A4	9RDA.154.20.84	9RDA.154.20.74
	≤22	1x80	49	1385x90x98	•	•	5,2	9RDA.180.20.A4	9RDA.180.20.84	9RDA.180.20.74

Add suffix to order:  Start - 0000.000.00.00.0067  End - 0000.000.00.00.0070


Please note:
To complete a line, Start kit will be necessary. Please order separately. Dimensions without end caps, add 6mm to complete the line.
**14/24W version only available as end part of the line.

OPTIONS

Start Kit	Order code	Through-wiring	Order code
 Start kit • Two end caps, includes screws.	920800	 1,5 mm2 through-wiring 3 x 1,5 mm2 9462 5 x 1,5 mm2 9463 7 x 1,5 mm2 9466 2,5 mm2 through-wiring 3 x 2,5 mm2 9464 5 x 2,5 mm2 9465 7 x 2,5 mm2 9467	
 KIT 7-pole WAGO (male and female) Connector 7-pole WAGO male 965201 Connector 7-pole WAGO female 965202	965200	 Body connector 930400 • 3 pin galvanised connectors, includes screws.	
 Horizontal corner 14w (525x525mm) 9RDA.H14.20 24w (525x525mm) 9RDA.H24.20 Vertical corner 14w (535x535mm) 9RDA.V14.20 24w (535x535mm) 9RDA.V24.20 • T5 (G5) light corner with not dimmable ballast and BLINE polycarbonate diffuser included.		 Suspension Type "I" (x2) 910501 Suspension Type "I" (x1) 910500 Suspension for threaded rod (x2) 910503 Suspension for threaded rod (x1) 910502	
 1,5 m transparent current cable 0,75 mm2 3 x 0,75 mm2 940400 5 x 0,75 mm2 940500 7 x 0,75 mm2 940600 1,5 m transparent current cable 1,5 mm2 3 x 1,5 mm2 940300 5 x 1,5 mm2 940000		 Colour of ceiling rose Grey 970002 White 970000 Black 970001	


We reserve the right to make technical changes without prior notice.
Electrical/Optical data are subjected to a tolerance of +/-10%.

Blank parts

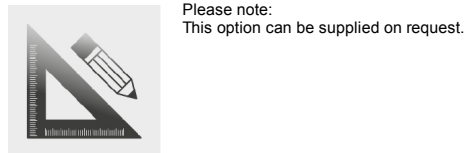
	Order code
	Blank parts
	1,5m length
	3m length
	Blank modules
"X" module	991202
"T" module	991203
"L" horizontal	991204

• Includes empty aluminium body and blanking cover.


Emergency unit

	Order code
	Emergency unit 3 hours
	Emergency unit 1 hour
	K3
	K1

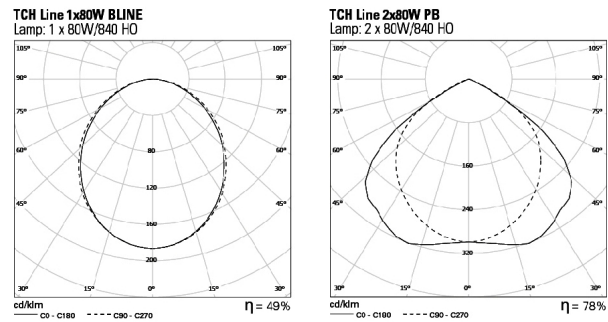
Bespoke projects



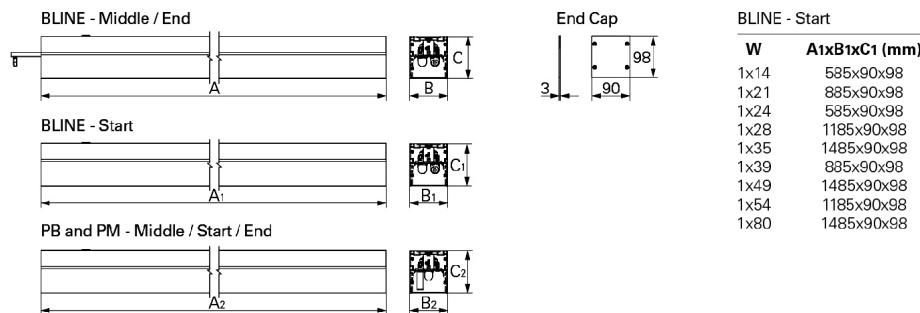
DETAILS



PHOTOMETRY



DIMENSIONS



We reserve the right to make technical changes without prior notice.
Electrical/Optical data are subjected to a tolerance of +/-10%.

TO SPECIFY:

Surface mounted or suspended linear T5(G5) luminaire for continuous line with 90mm width extruded aluminium profile, anodised in natural colour. Aluminium end caps and PB/PM louvre or BLINE polycarbonate diffuser. Available with HF, DSI or DALI control gear. Optional light corners, 1 or 3 hours emergency, suspensions and ceiling rose – as Roxo Lighting TCH Line.

We reserve the right to make technical changes without prior notice.
Electrical/Optical data are subjected to a tolerance of +/-10%.