



LED



Norms: EN 60598-1, EN 60598-2-2



PRODUCT DESCRIPTION

Areas of Application: Commercial and Business areas, Public buildings, Housing, Offices, Hotel and Restaurant services, Art and Culture spaces.

Mounting: Ceiling recessed.

Light Distribution: Direct.

Light Source: LED 4000K, CRI>80, 50.000h life (@L80, B10, Ta 25 C).

Control Gear: LED driver, 220-240VAC-50/60Hz.

Materials: Body: Extruded aluminium profile.

Surface Finish: Anodised in natural colour.

Fixing system: Trimless brackets.

bLINE - Opal polycarbonate diffuser (middle)

LAMP	UGR	W	lm	lm/W	η(%)	AxBxC (mm)	■	K1	K3	kg	HF	DALI
LED	≤22	30	3870	85	66	842x90x98	842x91	-	-	3,8	905F.130.20.F4	905F.130.20.E4
	≤22	39	5160	87	66	1122x90x98	1122x91	•	•	4,3	905F.140.20.F4	905F.140.20.E4
	≤25	47	6450	86	63	1402x90x98	1402x91	•	•	5,3	905F.150.20.F4	905F.150.20.E4
	≤22	56	7740	91	66	1682x90x98	1682x91	•	•	7,6	905F.160.20.F4	905F.160.20.E4
	-	64	9030	93	66	1964x90x98	1964x91	•	•	8,1	905F.170.20.F4	905F.170.20.E4
	-	77	10320	87	65	2244x90x98	2244x91	•	•	8,6	905F.180.20.F4	905F.180.20.E4
	-	86	11610	88	65	2524x90x98	2524x91	•	•	9,6	905F.190.20.F4	905F.190.20.E4
	-	94	12900	86	63	2804x90x98	2804x91	•	•	10,6	905F.100.20.F4	905F.100.20.E4

Add suffix to order: Start - 00000.0000.0.0067 End - 00000.0000.0.0070

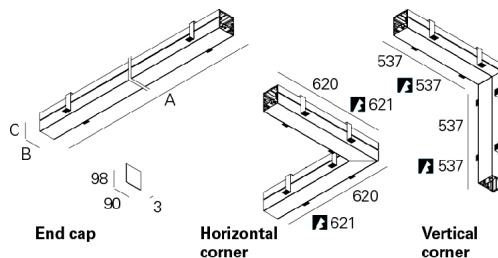
Please note:

- To complete a line, start kit will be necessary. Please order separately.
- Recessed dimensions without end caps, please add 6mm to complete cutting dimensions.

COLOUR / FINISH

Code	Description
W	White
B	Black

DIMENSIONS



Example code for order: 905F.150.20.E4.0067 (START) + 905F.150.20.E4 (MIDDLE) + 905F.150.20.E4.0070 (END) + 3000 + 920800 + (2x) 9457 + (2x) 965200 + (2x) 930400 + (3x) 955000 (OPTIONS)

We reserve the right to make technical changes without prior notice. Electrical/Optical data are subjected to a tolerance of +/-10%.

OPTIONS


Colour temperature



3000K
Tunable White

Order code
3000
T000

Start Kit




Start Kit - Start / End

- Two end caps included.

Order code
920801

Through-wiring



1,5 mm² through-wiring
3 x 1,5 mm²
5 x 1,5 mm²
7 x 1,5 mm²
9 x 1,5 mm²
2,5 mm² through-wiring
3 x 2,5 mm²
5 x 2,5 mm²
7 x 2,5 mm²
9 x 2,5 mm²

Order code
9456
9457
9460
9486
9458
9459
9461
9487

Connectors



KIT 7-pole WAGO (male and female)
Connector 7-pole WAGO male
Connector 7-pole WAGO female

Order code
965200
965201
965202

Light corners



Horizontal corner
39W HF
39W DALI
Vertical corner
39W HF
39W DALI

Order code
905F.H10.20.F
905F.H10.20.E
905F.V10.20.F
905F.V10.20.E

- LED light corner with HF or DALI driver and bLINE polycarbonate diffuser included.

Body connector KIT




Body connector

- 3 pin galvanised connectors, includes screws.

Order code
930400

Blank parts



1,5m length
3m length

Order code
992000
992001

- Includes empty aluminium body and blanking cover.

Safety cable



Steel safety cable

Order code
955000

Emergency unit



Emergency unit 3 hours
Emergency unit 1 hour

Order code
K3
K1

- Test function by telecommand signal.

Low power version



Option supplied under request.

We reserve the right to make technical changes without prior notice.
Electrical/Optical data are subjected to a tolerance of +/-10%.

Bespoke projects



Option supplied under request.


DETAILS



Clip-in diffuser system

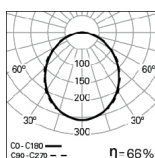


Trimless bracket



Body connector

PHOTOMETRY



TCH /T LED Line 30W
bLINE 4000K

TO SPECIFY:

Linear recessed trimless LED luminaire for continuous line and 90 mm width. Extruded aluminium profile, anodised in natural colour. Aluminium end caps without visible screws and polycarbonate bLINE diffuser. Standard version with 4000K, CRI>80 and 50.000h lifetime (@L80, B10, Ta 25 C). Optional 3000K, DALI dimmable driver, TunableWhite technology, connectors, light corners and 1 or 3 hours emergency unit. – as Indelague TCH /T LED Line.

We reserve the right to make technical changes without prior notice.
Electrical/Optical data are subjected to a tolerance of +/-10%.