



Norms: EN 60598-1, EN 60598-2-1



PRODUCT DESCRIPTION

Areas of Application: Commercial and Business areas, Public buildings, Housing, Offices, Hotel and Restaurant services, Art and Culture spaces.

Mounting: Suspended.

Light Distribution: Direct.



Light Source: T5 (G5) lamp.

Control Gear: Electronic equipment, 220-240VAC-50/60Hz. 12V transformer included for G53 or GU5.3.



Materials: Body: Extruded aluminium profile.

Surface Finish: Anodised in natural colour.



TMI T5 | DOP - Opal polycarbonate diffuser

	LAMP*		W	BEAM ↘	AxBxC (mm)	HF	DSI	DALI
	T5	G5	2x28	--	1250x247x45	9WCR.228.21.A4	9WCR.228.21.84	9WCR.228.21.74
		G5	2x35	--	1550x247x45	9WCR.235.21.A4	9WCR.235.21.84	9WCR.235.21.74
		G5	2x49	--	1550x247x45	9WCR.249.21.A4	9WCR.249.21.84	9WCR.249.21.74
		G5	2x54	--	1250x247x45	9WCR.254.21.A4	9WCR.254.21.84	9WCR.254.21.74
		G5	2x80	--	1550x247x45	9WCR.280.21.A4	9WCR.280.21.84	9WCR.280.21.74

TMI KA2 (Body order code 9WCRKA20000)

	LAMP*		W	BEAM ↘	A1xB1xC1 (mm)	HF	DSI	DALI
	LED 12V	G53	10/15	24/40	370x247x45	90067.U112.I	--	--
	HAL 12V	G53	45/60	24/45	370x247x45	90067.U100.I	--	--
	CDM-R111	GX8.5	35	10/40	370x247x45	90067.A135.A	--	--
		GX8.5	70	10/40	370x247x45	90067.A170.A	--	--

TMI KA1 (Body order code 9WCRKA10000)


	LAMP*		W	BEAM ↘	A2xB2xC2 (mm)	HF	DSI	DALI
	LED 12V	G53	10/15	24/40	230x247x45	90067.U112.I	--	--
	HAL 12V	G53	45/60	24/45	230x247x45	90067.U100.I	--	--
	CDM-R111	GX8.5	35	10/40	230x247x45	90067.A135.A	--	--
		GX8.5	70	10/40	230x247x45	90067.A170.A	--	--

*Lamp not included.


Example code for order: 9WCR.228.21.74 (DALI) + 9WCRKA20000 (BODY ORDER CODE) + (2x) 90067.U112.I (HF) + 921000 + 910002 + 970002 (OPTIONS)

We reserve the right to make technical changes without prior notice. Electrical/Optical data are subjected to a tolerance of +/-10%.

TMI S2 (Body order code 9WCR0S20000)

LAMP*		W	BEAM \angle	A3xB3xC3 (mm)	HF	DSI	DALI
LED	GU10	4/5,5	40/25	310x247x45	90017.K100.0	--	--
LED 12V	GU5.3	7/10	24/36	310x247x45	90017.C100.I	--	--
HAL	GU10	max.50	20/25/40/50	310x247x45	90017.K100.0	--	--
HAL12V	GU5.3	max.50	24/60	310x247x45	90017.C100.I	--	--

TMI S1 (Body order code 9WCR0S10000)

LAMP*		W	BEAM \angle	A4xB4xC4 (mm)	HF	DSI	DALI
LED	GU10	4/5,5	40/25	210x247x45	90017.K100.0	--	--
LED 12V	GU5.3	7/10	24/36	210x247x45	90017.C100.I	--	--
HAL	GU10	max.50	20/25/40/50	210x247x45	90017.K100.0	--	--
HAL12V	GU5.3	max.50	24/60	210x247x45	90017.C100.I	--	--

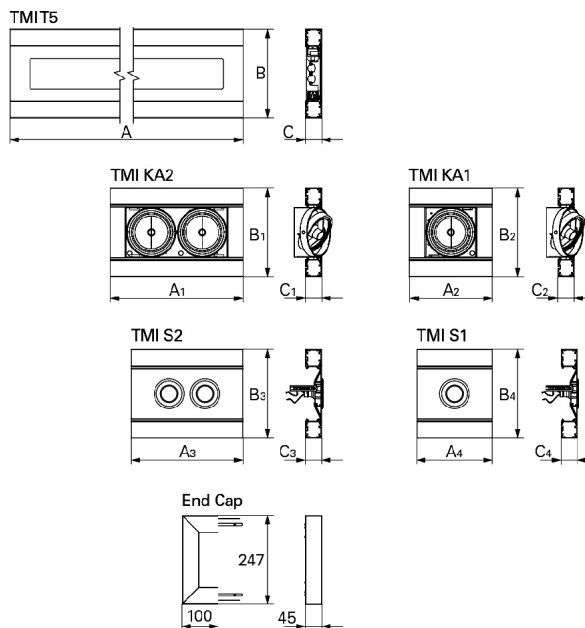
Please note:

To complete a line, Start kit and suspension type "I" or "Y" will be necessary to complete the product. Please order separately.


OPTIONS

Code	Description
921000	Start kit with 2 end caps
910002	Suspension Type "I" (x4)
910003	Suspension Type "Y" (x2)
970002	Ceiling rose
K3	Emergency unit 3 hours
K1	Emergency unit 1 hour
D/I	Direct and indirect light with 60:40 ratio
--	Lamps as optional
--	Bespoke projects

DIMENSIONS



DETAILS



TO SPECIFY:

Suspended modular architectural system in extruded aluminium profile anodised in natural colour. Module T5(G5) lamp with opal polycarbonate diffuser, single or twin module for LED (G53), Halogen (G53) or CDM-R111(GX8.5) and single/twin adjustable module for LED(GU10/GU5.3) or Halogen(GU10/GU5.3). Optional direct/indirect version and 1 or 3 hours emergency - as Roxo Lighting TMI.

We reserve the right to make technical changes without prior notice. Electrical/Optical data are subjected to a tolerance of +/-10%.