

Norms: EN 60598-1, EN 60598-2-1



PRODUCT DESCRIPTION

Areas of Application: Commercial and Business areas, Public buildings, Housing, Offices, Hotel and Restaurant services, Art and Culture spaces.

Mounting: Surface/Suspended.

Light Distribution: Direct.

Light Source: LED 4000K, CRI>80, 50.000h life.

Materials: Body: Extruded aluminium.

Surface Finish: Powder coated.



LED	W	Lm	BEAM \angle	η (%)	AxBxC (mm)	Kg	ORDER CODE
	13	640	36	93	100x100x200	1,6	90129.L113.0


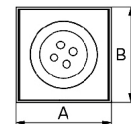
COLOUR / FINISH

Code	Description
W	White (RAL 9016)
B	Black (RAL 9005)
G	Grey (RAL 9006)
U	Blue (RAL 5002)
K	Red (RAL 3020)
V	Green (RAL 6018)
T	Yellow (RAL 1021)

OPTIONS

Code	Description
3000	Colour temperature 3000K.
9703	Suspended version with ceiling rose and 1m transparent cable.

DIMENSIONS

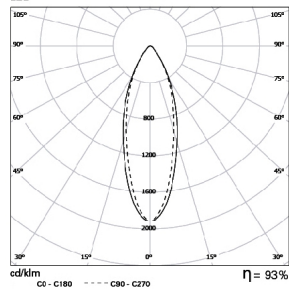


Example code for order: 90129.L113.0 (DALI) + W (COLOUR/FINISH) + 3000 + 9703 (OPTIONS)

We reserve the right to make technical changes without prior notice. Electrical/Optical data are subjected to a tolerance of +/-10%.

PHOTOMETRY

**TREK LED 13W
LED**



TO SPECIFY:

Surface mounted or suspended LED square spotlight with integral 640 lumen light engine. Optional 3000K, white, grey, black, red, yellow, green or blue finish - as Indelague TREK LED.

We reserve the right to make technical changes without prior notice.
Electrical/Optical data are subjected to a tolerance of +/-10%.