



LED



Norms: EN 60598-1, EN 60598-2-1



IP 68
1,2M

IK 10

960°C

230V/50Hz

PRODUCT DESCRIPTION

Areas of Application: Storehouses, Industrial areas, Corridors, Garages, Basements.

Mounting: Surface/Suspended/Wall Mounted.

Light Distribution: Direct/Indirect.

Light Source: LED 4000K, CRI>80, 50.000h life (@L80, B10, Ta 25 C).

Control Gear: LED driver, 220-240VAC-50/60Hz.

Wiring: Pre-wired 1,5m long H07RN-F cable with plastic cable gland.

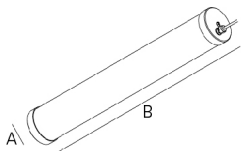
Materials: Body: Polycarbonate tube.
End caps: Anodised aluminium.

Surface Finish: White matt powder coated gear tray.

TOP - Opal polycarbonate diffuser


LAMP	W	Lm	Lm/W	η(%)	AxB (mm)	kg	HF	DALI
LED	57	8050	131	93	Ø105x1214	3,1	907J.222.1G.F4	907J.222.1G.E4
	73	10465	132	92	Ø105x1494	3,6	907J.227.1G.F4	907J.227.1G.E4

DIMENSIONS



OPTIONS

Colour temperature



3000K

Order code
3000

Stainless steel end caps



IP68 stainless steel end caps (2x)

Order code
276

Exemple code for order: 907J.227.1G.F4 (HF) + 3000 + 915100 + 910200 (OPTIONS).

We reserve the right to make technical changes without prior notice.
Electrical/Optical data are subjected to a tolerance of +/-10%.

Fixing system



Stainless steel (x2)
Acrylic (x2)

Order code
915100
915102

Suspension



Suspension type "I" (x2)

• Only for basic stainless steel and plastic fixing holder.

Order code
910200

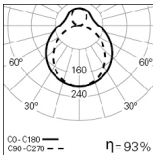
Metal cable gland.



Metal cable gland.

Order code
925000

PHOTOMETRY



TTM D/I LED 57W
TOP 4000K

TO SPECIFY:

Direct/Indirect tubular LED luminaire, IP68/IK10, for ceiling surface, ceiling suspended or wall mounted application. Made of opal polycarbonate tube, Ø105mm diameter and anodised aluminium endcaps. Standard version with 4000K, CRI>80 and 50000h life time (@L80,B10, Ta 25 C). Pre-wired with 1,5m long H07RN-F cable and plastic cable gland. Optional dimmable DALI driver, 3000K, fixing system, suspensions, metal cable gland. - as Indelague TTM D/I LED.

We reserve the right to make technical changes without prior notice.
Electrical/Optical data are subjected to a tolerance of +/-10%.