



Norms: EN 60598-1, EN 60598-2-1



PRODUCT DESCRIPTION

Areas of Application: Storehouses, Industrial areas, Corridors, Garages, Basements.

Mounting: Surface/Suspended/Wall Mounted.

Light Distribution: Direct.



Light Source: T5 (G5) lamps included.

Control Gear: Electronic equipment, 220-240VAC-50/60Hz.



Wiring: Pre-wired 1,5m long H07RN-F cable with plastic cable gland.

Materials: Body: Polycarbonate tube.
End caps: Anodised aluminium.



TUP - Transparent polycarbonate diffuser

	LAMP*		W	Lm/W	η(%)	AxB (mm)	K1	K3	Kg	HF	DSI	DALI
	T5	G5	2x14	64	86	Ø105x612	-	-	2,9	9LDF.214.1H.A4	9LDF.214.1H.84	9LDF.214.1H.74
		G5	2x24	61	84	Ø105x612	-	-	2,9	9LDF.224.1H.A4	9LDF.224.1H.84	9LDF.224.1H.74
		G5	2x28	70	81	Ø105x1212	•	•	3,1	9LDF.228.1H.A4	9LDF.228.1H.84	9LDF.228.1H.74
		G5	2x35	73	84	Ø105x1512	•	•	3,7	9LDF.235.1H.A4	9LDF.235.1H.84	9LDF.235.1H.74
		G5	2x49	70	86	Ø105x1512	•	•	3,7	9LDF.249.1H.A4	9LDF.249.1H.84	9LDF.249.1H.74
		G5	2x54	61	77	Ø105x1212	•	•	3,1	9LDF.254.1H.A4	9LDF.254.1H.84	9LDF.254.1H.74

TOP - Opal polycarbonate diffuser

	LAMP*		W	Lm/W	η(%)	AxB (mm)	K1	K3	Kg	HF	DSI	DALI
	T5	G5	2x14	61	81	Ø105x612	-	-	2,9	9LDF.214.1G.A4	9LDF.214.1G.84	9LDF.214.1G.74
		G5	2x24	58	80	Ø105x612	-	-	2,9	9LDF.224.1G.A4	9LDF.224.1G.84	9LDF.224.1G.74
		G5	2x28	67	77	Ø105x1212	•	•	3,1	9LDF.228.1G.A4	9LDF.228.1G.84	9LDF.228.1G.74
		G5	2x35	68	78	Ø105x1512	•	•	3,7	9LDF.235.1G.A4	9LDF.235.1G.84	9LDF.235.1G.74
		G5	2x49	64	79	Ø105x1512	•	•	3,7	9LDF.249.1G.A4	9LDF.249.1G.84	9LDF.249.1G.74
		G5	2x54	57	72	Ø105x1212	•	•	3,1	9LDF.254.1G.A4	9LDF.254.1G.84	9LDF.254.1G.74

PBP - Polished double parabolic louvre and transparent polycarbonate diffuser

	LAMP*		W	Lm/W	η(%)	AxB (mm)	K1	K3	Kg	HF	DSI	DALI
	T5	G5	2x14	42	56	Ø105x612	-	-	3,1	9LDF.214.79.A4	9LDF.214.79.84	9LDF.214.79.74
		G5	2x24	38	53	Ø105x612	-	-	3,1	9LDF.224.79.A4	9LDF.224.79.84	9LDF.224.79.74
		G5	2x28	55	63	Ø105x1212	•	•	3,6	9LDF.228.79.A4	9LDF.228.79.84	9LDF.228.79.74
		G5	2x35	58	66	Ø105x1512	•	•	4	9LDF.235.79.A4	9LDF.235.79.84	9LDF.235.79.74
		G5	2x49	51	63	Ø105x1512	•	•	4	9LDF.249.79.A4	9LDF.249.79.84	9LDF.249.79.74
		G5	2x54	52	66	Ø105x1212	•	•	3,6	9LDF.254.79.A4	9LDF.254.79.84	9LDF.254.79.74

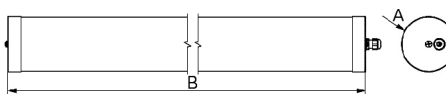
* Lamp included
Example code for order: 9LDF.249.1H.A4 (HF) + 276 + 915100 + 910200 + 925000 (OPTIONS).

We reserve the right to make technical changes without prior notice.
Electrical/Optical data are subjected to a tolerance of +/-10%.

OPTIONS

Code	Description
276	IP68 stainless steel end caps (x2).
915100	Basic stainless steel fixing holder (x2).
915101	Wall fixing holder (x2).
915102	Acrylic fixing holder (x2).
910200	Suspension type "I" (x2) (Only for Basic stainless steel fixing holder).
K3	Emergency unit 3 hours.
K1	Emergency unit 1 hour.
925000	Metal cable gland.
940200	1,5m current cable 3x1,5mm ² for indoor applications.
940201	1,5m current cable 5x1,5mm ² for indoor applications.

DIMENSIONS



DETAILS



Louvre version



IP68 stainless steel end caps



Basic stainless steel fixing holder

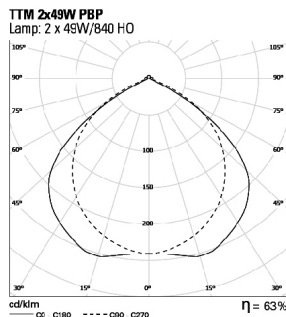
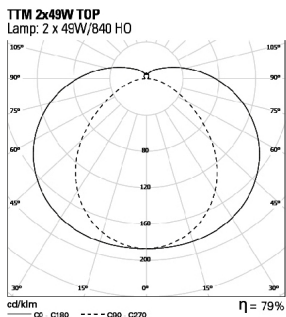
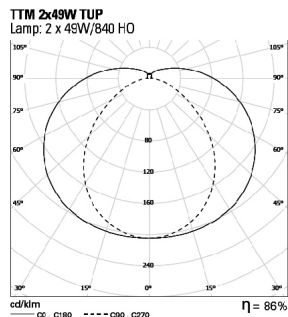


Wall fixing holder



Acrylic fixing holder

PHOTOMETRY



TO SPECIFY:

Waterproof luminaire IP68 in transparent/opal polycarbonate tube or polished high output louvre. Luminaire with 105mm diameter, available with twin 14/24/28/35/49/54W T5(G5) fluorescent lamps. Optional surface, suspended or wall mounted versions, dimmable and 1 or 3 hours emergency available - as Roxo Lighting TTM.

We reserve the right to make technical changes without prior notice. Electrical/Optical data are subjected to a tolerance of +/-10%.