



LED

Norms: EN 60598-1, EN 60598-2-1



IK 10 960°C 230V/50Hz

PRODUCT DESCRIPTION

Areas of Application: Industrial areas, public spaces, maintenance areas, public transport areas and parking lots.

Mounting: Surface/Suspended/Wall Mounted.

Light Distribution: Direct.

Light Source: LED 4000K, RG0, CRI>80, MacAdam Step <3, 80.000h lifetime (@L90, B10, Ta25 C).

Optical System: Diffuser: Polycarbonate.

Control Gear: LED driver, 220-240VAC-50/60Hz.


Wiring: 1,5 m H07RN-F cable and plastic cable gland.

Materials: Body: Polycarbonate tube.
End caps: Injected transparent polycarbonate.


Surface Finish: White matt extruded aluminium profile.

Fixing system: Clamps(not included).


Low Output | TUP - Transparent polycarbonate diffuser

LED	W	Lm Output	Lm/W	L(mm)	K3	kg	HF	DALI
	13	1786	137	620	-	1,2	90473.L060.E	90473.L060.H
	18	2651	147	900	-	1,4	90473.L090.E	90473.L090.H
	23	3534	154	1180	•	1,7	90473.L120.E	90473.L120.H
	28	4560	163	1460	•	1,9	90473.L150.E	90473.L150.H

Low Output | TOP - Opal polycarbonate diffuser

LED	W	Lm Output	Lm/W	L(mm)	K3	kg	HF	DALI
	13	1520	117	620	-	1,2	90472.L060.E	90472.L060.H
	18	2280	127	900	-	1,4	90472.L090.E	90472.L090.H
	23	3040	132	1180	•	1,7	90472.L120.E	90472.L120.H
	28	3848	137	1460	•	1,9	90472.L150.E	90472.L150.H


High Output | TUP - Transparent polycarbonate diffuser

LED	W	Lm Output	Lm/W	L(mm)	K3	kg	HF	DALI
	28	3690	132	620	-	1,2	90471.L060.E	90471.L060.H
	41	5474	134	900	-	1,4	90471.L090.E	90471.L090.H
	54	7298	135	1180	•	1,7	90471.L120.E	90471.L120.H
	67	9533	142	1460	•	1,9	90471.L150.E	90471.L150.H

Order example: 90471.L150.E (HF) + 3000 + 978600W + 915003 + 925000 (OPTIONS)

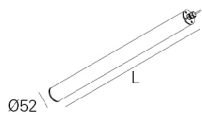
We reserve the right to make technical changes without prior notice.
Electrical/Optical data are subjected to a tolerance of +/-10%.

High Output | TOP - Opal polycarbonate diffuser

 LED	W	Lm Output	Lm/W	L(mm)	K3	kg	HF	DALI
	28	3157	113	620	-	1,2	90470.L060.E	90470.L060.H
	41	4736	116	900	-	1,4	90470.L090.E	90470.L090.H
	54	6396	118	1180	•	1,7	90470.L120.E	90470.L120.H
	67	8098	121	1460	•	1,9	90470.L150.E	90470.L150.H

DIMENSIONS

**INJECTED
TRANSPARENT
POLYCARBONATE
END CAPS VERSION**



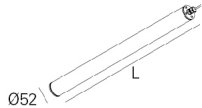
**Recessed
ceiling rose
T5 D90**



**Surface
mounted
ceiling rose
T4 D90**



**STAINLESS STEEL
END CAPS VERSION**



**PVC clamp
D50**



**Stainless steel
clamp D50
with clip**



**Stainless steel
clamp A1 D50**



**Stainless steel
clamp A2 D50**




**Stainless steel
clamp D50
with fast lock**



We reserve the right to make technical changes without prior notice.
Electrical/Optical data are subjected to a tolerance of +/-10%.

OPTIONS

Colour temperature



3000K
Tunable White

Order code
3000
T000

SwitchDIM Tunable White



SwitchDIM Tunable White.

Order code
926600

• The SwitchDIM Tunable White allows the control of 20 luminaires at most.


Ceiling rose



Ceiling rose (IP20)
Surface mounted T24 D95
White
Black
Grey
Recessed T5 D90
White
Black
Grey

Order code
978600W
978600B
978600G
971300W
971300B
971300G

Stainless steel end caps



Stainless steel end caps IP68 (2x)

Order code
INOX

• The product is class I.

Clamps



PVC clamp D50 (2x)
Stainless steel clamp D50 with clip (2x)
Stainless steel clamp A1 D50 (2x)
Stainless steel clamp A2 D50 (2x)
Stainless steel clamp D50 with fast lock (2x)

Order code
915001
915003
915303
915305
915304

Suspension



Suspension S4 1500mm (2x)

Order code
910200

Emergency unit



Emergency unit 3 hours

• Only available in ON/OFF (HF) version and with self-test.

Order code
K3

Presence sensor




Presence sensor
Detection range: 100 %
Hold time: 5 s
Daylight Threshold: disable

• For other types of programming, consult the sensor's instructions manual.

Note: A luminaire with sensor has 130 mm more than the standard length.

Order code
SENSOR

Metal cable gland



Metal cable gland
Breathable metal cable gland

Order code
925000
926700

We reserve the right to make technical changes without prior notice. Electrical/Optical data are subjected to a tolerance of +/-10%.

DETAILS



Injected transparent polycarbonate end caps



Stainless steel end caps



Plastic cable gland



Metal cable gland



Breathable metal cable gland



PVC clamp D50



Stainless steel clamp D50 with clip



Stainless steel clamp A1 D50

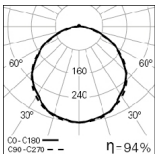


Stainless steel clamp A2 D50

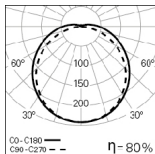


Stainless steel clamp D50 with fast lock

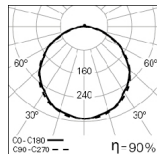
PHOTOMETRY



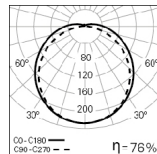
TTP 50 L0620
TUP 4000K LO



TTP 50 L0620
TOP 4000K LO



TTP 50 L0620
TUP 4000K HO



TTP 50 L0620
TOP 4000K HO

TO SPECIFY:

Tubular LED luminaire, IP68/IK10 for ceiling surface, ceiling suspended or wall mounted application. Made of Ø52mm transparent or opal polycarbonate tube, with inner aluminium profile and injected transparent polycarbonate end caps. Standard version with 4000K LED, RG0 (Risk Group 0 for photobiological safety, according to IEC 62471), CRI>80, MacAdam Step<3 and 80.000h lifetime(@L90, B10, Ta 25 °C). Pre-wired with 1,5 m H07RN-F cable and plastic cable gland. Optional in 3000K, Tunable White, dimmable DALI driver, presence sensor and 3 hours emergency unit with self-test. Available as option with suspension S4, stainless steel end caps, five types of fixing clamps (PVC D50, stainless steel D50 clip, stainless steel A1 D50, stainless steel A2 D50 and stainless steel D50 with fast locks) and with two types of cable glands (metal cable gland or breathable metal cable gland). Possible to include recessed T5 D90 or surface mounted T24 D95 round ceiling roses. - as Roxo Lighting TTP 50.

We reserve the right to make technical changes without prior notice. Electrical/Optical data are subjected to a tolerance of +/-10%.