



Norms: EN 60598-1, EN 60598-2-1



**PRODUCT DESCRIPTION**

**Areas of Application:** Storehouses, Industrial areas, Corridors, Garages, Basements.

**Mounting:** Surface/Suspended/Wall Mounted.

**Light Distribution:** Direct.



**Light Source:** T5 (G5) lamp included.

**Control Gear:** Electronic equipment, 220-240VAC-50/60Hz.



**Wiring:** Pre-wired 1,5m long H07RN-F cable with plastic cable gland.

**Materials:** Body: Polycarbonate tube.  
End caps: Injected transparent polycarbonate.

TUP - Transparent polycarbonate diffuser.

	LAMP*		W	Lm/W	η(%)	AxB (mm)	K1	Kg	HF	DSI	DALI
	T5	G5	1x14	67	93	Ø53x630	-	0,9	9L2K.114.1H.A4	9L2K.114.1H.84	9L2K.114.1H.74
		G5	1x24	65	92	Ø53x630	-	0,9	9L2K.124.1H.A4	9L2K.124.1H.84	9L2K.124.1H.74
	G5	1x28	81	94	Ø53x1230	•	1,2	9L2K.128.1H.A4	9L2K.128.1H.84	9L2K.128.1H.74	
	G5	1x35	81	92	Ø53x1530	•	1,5	9L2K.135.1H.A4	9L2K.135.1H.84	9L2K.135.1H.74	
	G5	1x49	74	90	Ø53x1530	•	1,5	9L2K.149.1H.A4	9L2K.149.1H.84	9L2K.149.1H.74	
	G5	1x54	71	91	Ø53x1230	•	1,2	9L2K.154.1H.A4	9L2K.154.1H.84	9L2K.154.1H.74	
	G5	1x80	65	90	Ø53x1530	-	1,5	9L2K.180.1H.A4	9L2K.180.1H.84	9L2K.180.1H.74	

TOP - Opal polycarbonate diffuser.

	LAMP*		W	Lm/W	η(%)	AxB (mm)	K1	Kg	HF	DSI	DALI
	T5	G5	1x14	65	90	Ø53x630	-	0,9	9L2K.114.1G.A4	9L2K.114.1G.84	9L2K.114.1G.74
		G5	1x24	63	89	Ø53x630	-	0,9	9L2K.124.1G.A4	9L2K.124.1G.84	9L2K.124.1G.74
	G5	1x28	76	89	Ø53x1230	•	1,2	9L2K.128.1G.A4	9L2K.128.1G.84	9L2K.128.1G.74	
	G5	1x35	78	89	Ø53x1530	•	1,5	9L2K.135.1G.A4	9L2K.135.1G.84	9L2K.135.1G.74	
	G5	1x49	70	85	Ø53x1530	•	1,5	9L2K.149.1G.A4	9L2K.149.1G.84	9L2K.149.1G.74	
	G5	1x54	67	86	Ø53x1230	•	1,2	9L2K.154.1G.A4	9L2K.154.1G.84	9L2K.154.1G.74	
	G5	1x80	62	86	Ø53x1530	-	1,5	9L2K.180.1G.A4	9L2K.180.1G.84	9L2K.180.1G.74	

Please note: 1x80W only to be used in low temperature applications. Ambient temperature must be under 15 C.

\* Lamp included  
Example code for order: 9L2K.114.1G.74 (DALI) + 320 + 915002 + 925000 + 940201 (OPTIONS).

We reserve the right to make technical changes without prior notice.  
Electrical/Optical data are subjected to a tolerance of +/-10%.

**OPTIONS**

Code	Description
320	IP65 anodised aluminium end caps (x2).
915003	Basic stainless steel fixing holder (x2).
915000	Stainless steel fixing holder (x2).
915001	Plastic fixing holder (x2).
915002	Acrylic fixing holder (x2).
910201	Stainless steel suspension type "I" (x2) (Only for polycarbonate end caps).
910200	Suspension type "I" (x2) (Only for basic inox and plastic fixing holder).
K1	Emergency unit 1 hour.
925000	Metal cable gland.
930100	IP65 and class I anodised aluminium connector for continuous line.
940200	1,5m current cable 2x1,5mm <sup>2</sup> for indoor applications.
940201	1,5m current cable 4x1,5mm <sup>2</sup> for indoor applications.

**DIMENSIONS**




**DETAILS**



Stainless steel suspension type "I" and metal cable gland.

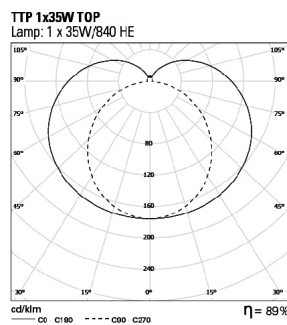
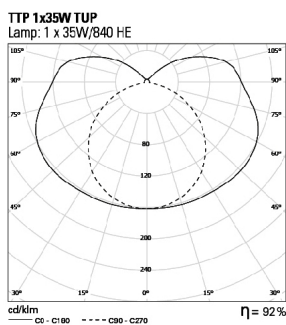


Plastic fixing holder detail.



IP65 anodised aluminium end caps and metal cable gland.

**PHOTOMETRY**



**TO SPECIFY:**

Waterproof luminaire IP68 in polycarbonate tube. Luminaire with 53mm diameter, available with single 14/24/28/35/49/54/80W T5(G5) fluorescent lamp. Optional aluminium end caps, surface, suspended or wall mounted versions, dimmable versions and 1 hour emergency available - as Roxo Lighting TTP.

We reserve the right to make technical changes without prior notice. Electrical/Optical data are subjected to a tolerance of +/-10%.