

Norms: EN 60598-1, EN 60598-2-1



PRODUCT DESCRIPTION

Areas of Application: Commercial and Business areas, Public buildings, Housing, Offices, Hotel and Restaurant services, Art and Culture spaces.

Mounting: Wall Mounted.


Light Distribution: Indirect.

Light Source: TC-DEL (G24q-1/G24q-2/G24q-3) lamp or TC-TEL (GX24q-3) lamp or CDM-TD (RX7s) lamp.

Control Gear: Electronic equipment, 220-240VAC-50/60Hz.

Materials: Body: Steel sheet.

Surface Finish: Powder coated.



LAMP*		W	AxBxC (mm)	Kg	HF	DSI	DALI
TC-DEL	G24q-1	1x13	240x335x115	2	90048.D113.A	--	--
	G24q-2	1x18	240x335x115	2,5	90048.E118.A	90048.E118.C	90048.E118.D
	G24q-3	1x26	240x335x115	2,5	90048.F126.A	90048.F126.C	90048.F126.D
TC-TEL	GX24q-3	1x26	240x335x115	2,5	90048.I126.A	90048.I126.C	90048.I126.D
	GX24q-3	1x32	240x335x115	2,5	90048.I132.A	90048.I132.C	90048.I132.D
CDM-TD	RX7s	70	240x335x115	2,6	90048.O170.A	--	--

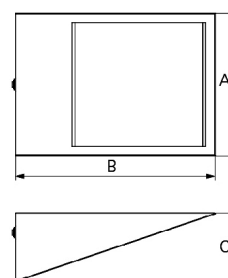
COLOUR / FINISH

Code	Description
W	White (RAL 9016)
B	Black (RAL 9005)
G	Grey (RAL 9006)

OPTIONS

Code	Description
003	Transparent glass
002	Opal glass
--	Lamps as optional.

DIMENSIONS

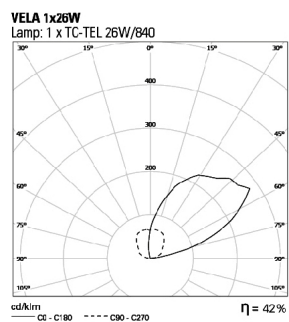


* Lamp not included.

Example code for order: 90048.F126.D (DALI) + W (COLOUR/FINISH) + 002 (OPTIONS).

We reserve the right to make technical changes without prior notice. Electrical/Optical data are subjected to a tolerance of +/-10%.

PHOTOMETRY



TO SPECIFY:
Wall mounted slim uplight luminaire with indirect lighting effect. Single TC-DEL/TC-TEL or Metal halide lamp - as Indelague VELA.

We reserve the right to make technical changes without prior notice.
Electrical/Optical data are subjected to a tolerance of +/-10%.