



LED

Norms: EN 60598-1, EN 60598-2-1



PRODUCT DESCRIPTION

Areas of Application: Commercial and Business areas, Public buildings, Housing, Offices, Hotel and Restaurant services, Art and Culture spaces.

Mounting: Wall Mounted.

Light Distribution: Direct/Indirect.

Light Source: LED 4000K, CRI>80, 50.000h life (@L80, B10, Ta 25 C).

Control Gear: LED driver, 220-240VAC-50/60Hz.

Materials: Body: Steel sheet.

Surface Finish: Powder coated.

Direct / Indirect | 90 +90 Beam angle

	LAMP	W	lm	AxBxC (mm)	Kg	ORDER CODE
	LED	3	127	110x110x110	0,7	90220.L101.E.0090
		5	216	110x110x110	0,7	90220.L103.E.0090

Direct/Indirect 90 +5 beam angle

	LAMP	W	lm	AxBxC (mm)	Kg	ORDER CODE
	LED	3	127	110x110x110	0,7	90220.L101.E.0005
		5	216	110x110x110	0,7	90220.L103.E.0005

COLOUR / FINISH

Code	Description
W	White
G	Grey
B	Black
U	Blue
V	Green
T	Yellow
K	Red
N	Jungle
D	Golden eye
O	Sahara
L	Autumn
R	Rusty chain

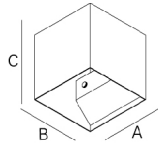
Example code for order: 90220.L101.E.0090 (ORDER CODE) + W (COLOUR/FINISH) + 3000 (OPTIONS)

We reserve the right to make technical changes without prior notice.
Electrical/Optical data are subjected to a tolerance of +/-10%.

COLOUR / FINISH

Code	Description
■ C	Pure chocolate
■ 1	Mist
■ 9	Dark rock
■ I	Carbon

DIMENSIONS



OPTIONS

Colour temperature



3000K
5700K

Order code

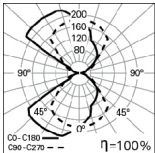
3000
5000

DETAILS

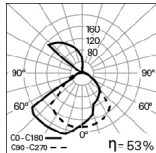


5 +90 Beam angle detail

PHOTOMETRY



VISA LED 3W
4000K 90°+90°



VISA LED 3W
4000K 5°+90°

TO SPECIFY:

Cubic LED wall mounted luminaire. Standard total luminous flux of 127 or 216 lm, 4000K, CRI>80 and 50.000h lifetime (@L80, B10, Ta 25 C). Multiple direct/ indirect light configurations. Optional 3000K and 5700K, also available in 16 colours. - as Indelague VISA LED.

We reserve the right to make technical changes without prior notice. Electrical/Optical data are subjected to a tolerance of +/-10%.